




Club Health Assessment for District 101 M through January 2026

			Status	Membership					Reports					Finance		LCIF
Club Number	Club Name	Charter Date	Times in Status Quo in Past 2 Years	Current Member Count **	YTD Members Added	YTD Members Dropped	YTD Net Growth% ***	Member Count 1 Year Ago	Dropped Members Avg.Length of Service	Months Since Membership Update	Current Officers Reported ****	Current President Repeated Term	VP Reported *****	Last Date Reported Service (mm/yyyy)	Account Balance	YTD Donations
Clubs more than two years old																
18406	ALFTA	01/22/1973	Active	29	2	0	7.41%	25		0	Y	4				
18360	ARBOGA	10/22/1951	Active	19	1	1	0.00%	22	28	0	Y		N			
18359	ARVIKA	01/17/1956	Active	14	0	0	0.00%	15		8	Y		N	12/2019		
18408	AVESTA	12/28/1951	Active	31	4	7	-8.82%	32	5	1	Y		N	11/2024		\$20.00
18409	BERGSJÖ	09/01/1969	Active	12	0	0	0.00%	13		4	Y		N	12/2019		
18411	BORLÄNGE	05/28/1953	Active	18	0	0	0.00%	19		3	Y		N	05/2024		
46841	BORLÄNGE STORA TUNA	01/07/1987	Active	20	0	1	-4.76%	20	2	0	Y		N	12/2018		
18357	EDA	01/21/1955	Active	13	0	1	-7.14%	14	6	3	Y	4		09/2018		
18414	FALUN	10/05/1951	Active(1)	15	1	1	0.00%	16	12	3	Y	3		01/2019		
18415	FÄRILA	12/11/1958	Active(1)	12	0	0	0.00%	12		9	Y		N			
18366	FJUGESTA	12/01/1965	Active	10	0	3	-23.08%	14	16	1	Y	4				
18367	FORSHAGA	11/26/1969	Active	9	0	0	0.00%	9		21	Y	13		06/2017		
18416	FREDRIKSBERG	03/04/1959	Active	21	0	3	-12.50%	25	16	1	N	None	N	12/2025		
18417	GAGNEF	11/15/1960	Active	10	0	0	0.00%	11		1	Y			01/2023		
53365	GAGNEF DALDOCKAN	06/11/1992	Active	22	0	1	-4.35%	23	20	5	Y	2		06/2019		
18418	GÄVLE	04/24/1951	Active	26	1	2	-3.70%	19	34	1	Y	3		12/2024		
18419	GÄVLE NORRA	11/19/1970	Active	19	2	2	0.00%	19	9	0	Y			04/2019		\$1,000.00
18369	GRUMS	01/10/1967	Active	14	1	0	7.69%	13		3	Y	2	R	08/2022		
18370	HAGFORS	04/21/1965	Active	15	0	0	0.00%	15		7	Y		N	12/2022		
18372	HÄLLEFORS	02/11/1953	Active	11	0	0	0.00%	10		1	Y		N	09/2025		
18373	HALLSTAHAMMAR	02/03/1953	Active	38	6	0	18.75%	28		1	Y		N	05/2019		
18421	HAMRÄNGE	03/29/1963	Active	9	0	1	-10.00%	9	16	1	Y	2			90+ Days	
18422	HEDEMORA	11/28/1950	Active	20	0	0	0.00%	23		3	Y		N	01/2020		
Exc Award (06/30/2018)																
18424	HORNDAL	10/15/1958	Active	12	0	2	-14.29%	15	20	2	Y		N			
18425	HUDIKSVALL	05/09/1952	Active	36	5	0	16.13%	33		0	Y		N			
18375	KARLSKOGA	04/20/1955	Active	9	0	0	0.00%	9		5	Y					



Club Health Assessment for District 101 M through January 2026

			Status	Membership						Reports				Finance	LCIF	
Club Number	Club Name	Charter Date	Times in Status Quo in Past 2 Years	Current Member Count **	YTD Members Added	YTD Members Dropped	YTD Net Growth% ***	Member Count 1 Year Ago	Dropped Members Avg.Length of Service	Months Since Membership Update	Current Officers Reported ****	Current President Repeated Term	VP Reported *****	Last Date Reported Service (mm/yyyy)	Account Balance	YTD Donations
49196	KARLSTAD ALMEN	02/02/1989	Active	16	0	0	0.00%	14		5	Y			11/2025	90+ Days	
18378	KIL	01/26/1967	Cancelled(6*)	0	0	0	0.00%	7		10	N	None		02/2020		
33554	KILSBERGEN	03/29/1977	Active	11	0	2	-15.38%	12	12	1	Y	4		06/2025		
18380	KOLSAVA	03/31/1969	Active	25	0	0	0.00%	25		7	Y	3		04/2022		
18383	KRISTINEHAMN	03/31/1953	Active	35	0	0	0.00%	35		1	Y	3				
18427	KRYLBO	02/11/1960	Active	21	2	0	10.53%	21		1	Y	3		04/2019		
18384	KUMLA	03/17/1953	Active	15	0	0	0.00%	15		0	Y	3	R	01/2018		
18385	KUNGSÖR	01/28/1954	Active	20	2	0	11.11%	15		4	Y	7				
37740	KVICKSUND	11/30/1979	Active	14	1	0	7.69%	13		2	Y	6	R			
18387	LINDESBERG	01/29/1953	Active	16	0	0	0.00%	16		2	Y	2		10/2017		
54029	LINDESBERG KRISTINA	02/02/1993	Active	29	3	0	11.54%	27		0	Y	2	R	03/2024		
Exc Award (06/30/2018)																
18429	LJUSDAL	02/27/1953	Active(1)	16	0	2	-11.11%	18	38	0	N	None				
18430	LUDVIKA	06/02/1954	Active	34	2	1	3.03%	31	7	0	Y			11/2025		
54263	LUDVIKA ÄNGSKLOCKAN I LUDVIKA	03/24/1993	Active	29	2	0	7.41%	27		0	Y		IP	12/2025		
18405	Mälardalen On Wheels	12/15/1970	Active(1)	9	10	1	100.00%	0	1	1	Y		N	12/2017		\$10.00
18431	MALUNG	05/23/1962	Active	21	1	0	5.00%	21		2	Y		N	05/2021		
18432	MORA - ORSA	10/10/1958	Active	23	2	1	4.55%	22	11	4	Y			08/2019		
18389	NORBERG	03/20/1953	Active(1)	24	3	3	0.00%	24	5	0	Y	4		10/2022		
18433	OCKELBO	04/06/1964	Active	8	2	0	33.33%	6		2	Y			09/2025		
18392	ÖREBRO LILLÄN	08/17/1970	Active	13	0	1	-7.14%	14	6	4	N	10				
18394	PÄLSBODA	11/20/1964	Active	14	0	0	0.00%	14		1	Y		N	04/2015		
18435	RÄTTVIK	02/02/1955	Active	9	0	0	0.00%	9		9	Y	3	R	05/2024		
18443	SÄLEN	11/21/1957	Active	11	0	0	0.00%	12		6	N	None				
18438	SÄTER	08/11/1955	Active(1)	27	0	0	0.00%	27		0	Y		R			
18404	SKULTUNA	04/20/1967	Active	17	0	1	-5.56%	20	7	0	Y	2				
45901	STORÅ	03/24/1986	Active(2)	28	4	1	12.00%	26	0	0	Y		N			
18441	SUNDBORN	03/05/1970	Active	19	2	0	11.76%	16		2	Y		N	01/2020		



Club Health Assessment for District 101 M through January 2026

INTERNATIONAL

			Status	Membership						Reports				Finance	LCIF	
Club Number	Club Name	Charter Date	Times in Status Quo in Past 2 Years	Current Member Count **	YTD Members Added	YTD Members Dropped	YTD Net Growth% ***	Member Count 1 Year Ago	Dropped Members Avg.Length of Service	Months Since Membership Update	Current Officers Reported ****	Current President Repeated Term	VP Reported *****	Last Date Reported Service (mm/yyyy)	Account Balance	YTD Donations
18399	SURAHAMMAR	01/21/1960	Active	16	0	0	0.00%	16		2	Y	2				
18442	SVÄRDSJÖ	11/10/1966	Active	16	1	2	-5.88%	17	29	4	Y	11		06/2024		
18591	TIERP	06/21/1954	Active	17	0	3	-15.00%	18	62	1	Y					

Clubs Cancelled Previous Fiscal Year – Clubs Cancelled within last 12 months may be reinstated

Club Number	Club Name	Charter Date	Current Status*	Cancellation Date
18361	ASKERSUND	01/26/1960	Cancelled(6*)	07/29/2024
18371	HALLSBERG	09/20/1961	Cancelled(6*)	06/29/2025
18379	KOLBÄCK	02/03/1966	Cancelled(6*)	06/29/2025
18398	SUNNE	11/28/1956	Cancelled(6*)	06/29/2025
18444	VALBO	01/22/1960	Cancelled(6*)	06/29/2025

Current Total Clubs Count	YTD New Clubs Count	YTD Cancelled Clubs Count	YTD Net Club Gain	Current Total Members Count	YTD Add	YTD Drop	YTD Net Growth	YTD Net Growth %	Member Count 12 Months Ago	Average Member Count Per Club	% of Clubs with less than 20 members	% No Officer Report in 12 Months	% of Clubs with balance 90+ days	Number of Clubs in Status Quo	% Status Quo Clubs in Financial Suspension	Number of Cancelled Clubs	Average Cancelled Club Age	Members Lost Due to Cancellation	% of Clubs Cancelled for Non-Financial Reasons
55	0	1	-1	1,017	60	43	17	1.70%	1,001	18	62%	0%	2%	0	0%	1	381	0	100%

* - P - Priority Club. Cancellation Reasons: 1-Objectives/conduct, 2-Non-active club, 5-Non-existing club, 6-Disbanding, 7-Merger, 8-Financial Suspension, 9-District/Multiple District Dues.

** Red denotes below 15 active members.

*** Red denotes 20% + loss.

**** Y - all 3 (President, Secretary, Treasurer) club officers reported, N - not all 3 reported.

***** Abbreviation: N-New, IP-Immediate Past, R-Repeat.



Club Health Assessment for District 101 N through January 2026

			Status	Membership					Reports					Finance		LCIF
Club Number	Club Name	Charter Date	Times in Status Quo in Past 2 Years	Current Member Count **	YTD Members Added	YTD Members Dropped	YTD Net Growth% ***	Member Count 1 Year Ago	Dropped Members Avg.Length of Service	Months Since Membership Update	Current Officers Reported ****	Current President Repeated Term	VP Reported *****	Last Date Reported Service (mm/yyyy)	Account Balance	YTD Donations
Clubs more than two years old																
54471	ÄNGE ZENITH	05/14/1993	Active	21	0	0	0.00%	20		0	Y		N	03/2019		\$315.54
18607	BODEN	05/06/1953	Active	28	0	1	-3.45%	28	23	1	Y	8				
18608	BOLIDEN	05/22/1969	Active	18	1	0	5.88%	17		0	Y	2	N	12/2018		
18492	BRUNFLO	02/22/1960	Active	20	0	2	-9.09%	22	21	1	Y	4		03/2022		
18615	HAPARANDA	02/09/1956	Active	14	1	0	7.69%	15		2	Y		N			
18501	HÄRNÖSAND	05/16/1952	Active	20	0	1	-4.76%	23	41	0	Y	5		08/2019		
18617	JOKKMOKK	02/02/1960	Active	18	0	0	0.00%	18		3	Y	10				
18507	JUNSELE	11/01/1961	Active	18	0	0	0.00%	18		4	Y				\$333.17	
Exc Award (06/30/2018)																
18618	KALIX	03/09/1955	Active	33	0	0	0.00%	34		7	Y		N	05/2018		
18509	LÄNGSELE	04/27/1970	Active	12	2	2	0.00%	12	33	0	Y	4	N	04/2025	\$499.76	
18510	LIT	04/05/1967	Active	18	0	1	-5.26%	19	55	6	Y		IP	05/2022		
18620	LULEÅ	11/18/1952	Active	37	2	1	2.78%	36	3	0	Y		N	01/2026	\$5,258.45	
Exc Award (06/30/2018)																
18622	LYCKSELE	03/05/1962	Active	28	0	0	0.00%	26		3	Y		N	11/2024		
18528	MATFORS	02/10/1960	Active	12	1	1	0.00%	13	11	5	Y	2	R	04/2019		
18512	NÄSÅKER	01/08/1964	Active(1)	13	0	0	0.00%	13		3	Y		N	10/2019	\$1,045.17	
18515	NYLAND	02/09/1960	Active	19	2	0	11.76%	19		2	Y				90+ Days	
18516	ÖRNSKÖLDSVIK	11/11/1953	Active	9	1	1	0.00%	9	1	0	Y			09/2020		
18626	ÖVERKALIX	01/26/1958	Active	14	0	4	-22.22%	18	10	0	Y		IP	10/2018		
18628	PAJALA	05/22/1969	Active(1)	8	0	0	0.00%	8		10	Y	3				
18629	PITEÅ	04/01/1955	Active	31	0	4	-11.43%	36	11	0	Y	2	N	02/2020		
48427	PITEÅ ÖJEBYN	04/11/1988	Active	44	0	1	-2.22%	44	17	1	Y		R	11/2023		
18630	RÅNEÅ	02/08/1956	Active	13	1	0	8.33%	12		2	Y	2				
18631	ROBERTSFORS	02/21/1964	Active	33	1	0	3.13%	32		2	Y		N			
18632	SKELLEFTEÅ	01/10/1953	Active	18	0	1	-5.26%	19	1	1	Y	3		12/2022		
18520	SOLLEFTEÅ	11/24/1953	Active	32	0	2	-5.88%	35	23	0	Y		N	12/2025		



Club Health Assessment for District 101 N through January 2026

			Status	Membership						Reports				Finance	LCIF	
Club Number	Club Name	Charter Date	Times in Status Quo in Past 2 Years	Current Member Count **	YTD Members Added	YTD Members Dropped	YTD Net Growth% ***	Member Count 1 Year Ago	Dropped Members Avg.Length of Service	Months Since Membership Update	Current Officers Reported ****	Current President Repeated Term	VP Reported *****	Last Date Reported Service (mm/yyyy)	Account Balance	YTD Donations
54331	SOLLEFTEÅ NIPSIPPAN	04/12/1993	Active	34	3	1	6.25%	33	5	0	Y	2	R	12/2025		\$315.55
	Exc Award (06/30/2023)															
18521	STÖDE	04/05/1968	Active	18	0	2	-10.00%	20	14	1	Y		N	12/2017		
18634	STORUMAN	01/29/1955	Active(1)	7	0	2	-22.22%	11	24	0	N	14				
18523	SUNDSVALL	09/06/1951	Active(1)	22	3	0	15.79%	20		2	Y		N	05/2018		
18637	TÖRE	02/05/1960	Active	17	1	0	6.25%	17		1	Y		N			
18527	TORP	03/16/1955	Active	17	0	1	-5.56%	18	44	1	N		N			\$315.75
18639	VÄNNÄS	01/26/1960	Active	20	0	1	-4.76%	21	10	4	Y		N	11/2021		
18640	VILHELMINA	02/06/1963	Active	19	0	2	-9.52%	26	45	0	Y		N	06/2020		
18641	VINDELN	10/28/1958	Active	21	0	0	0.00%	21		0	Y		IP			

Clubs Cancelled Previous Fiscal Year – Clubs Cancelled within last 12 months may be reinstated

Club Number	Club Name	Charter Date	Current Status*	Cancellation Date
18486	ÅNGE	10/22/1952	Cancelled(8*)	06/29/2025
18606	BJURHOLM	02/15/1956	Cancelled(8*)	12/30/2024
18496	FUNÄSDALEN	09/21/1962	Cancelled(6*)	06/29/2025

Current Total Clubs Count	YTD New Clubs Count	YTD Cancelled Clubs Count	YTD Net Club Gain	Current Total Members Count	YTD Add	YTD Drop	YTD Net Growth	YTD Net Growth %	Member Count 12 Months Ago	Average Member Count Per Club	% of Clubs with less than 20 members	% No Officer Report in 12 Months	% of Clubs with balance 90+ days	Number of Clubs in Status Quo	% Status Quo Clubs in Financial Suspension	Number of Cancelled Clubs	Average Cancelled Club Age	Members Lost Due to Cancellation	% of Clubs Cancelled for Non-Financial Reasons
34	0	0	0	706	19	31	-12	-1.67%	733	21	56%	0%	3%	0	0%	0	0	0	0%

* - P - Priority Club. Cancellation Reasons: 1-Objectives/conduct, 2-Non-active club, 5-Non-existing club, 6-Disbanding, 7-Merger, 8-Financial Suspension, 9-District/Multiple District Dues.

** Red denotes below 15 active members.


*** Red denotes 20% + loss.

**** Y - all 3 (President, Secretary, Treasurer) club officers reported, N - not all 3 reported.

***** Abbreviation: N-New, IP-Immediate Past, R-Repeat.




Club Health Assessment for District 101 O through January 2026

			Status	Membership					Reports					Finance	LCIF	
Club Number	Club Name	Charter Date	Times in Status Quo in Past 2 Years	Current Member Count **	YTD Members Added	YTD Members Dropped	YTD Net Growth% ***	Member Count 1 Year Ago	Dropped Members Avg.Length of Service	Months Since Membership Update	Current Officers Reported ****	Current President Repeated Term	VP Reported *****	Last Date Reported Service (mm/yyyy)	Account Balance	YTD Donations
Clubs more than two years old																
18446	ÅBY	03/21/1962	Active	19	1	0	5.56%	18		0	Y	3		01/2022		
18531	ALMUNGE	12/27/1971	Active	9	0	0	0.00%	9		79	N	None				
44854	ÅLTA	04/09/1985	Active	9	0	0	0.00%	11		1	Y	4				
18447	ÅTVIDABERG	12/21/1953	Active	9	1	0	12.50%	8		5	N	None		09/2017	90+ Days	
18532	BÅLSTA	05/05/1959	Active	27	3	1	8.00%	25	1	4	Y	4	R	12/2023		
42084	BJÖRKLINGE	12/27/1982	Active	12	0	0	0.00%	12		0	Y		IP	07/2025		
18449	BORENSBERG	12/02/1957	Active	32	1	1	0.00%	32	18	6	Y		N			
18536	DANDERYD	01/23/1957	Active	8	0	10	-55.56%	20	20	0	Y	14	R	05/2022		
30733	ENKÖPING ÅSUNDA	05/13/1975	Active	38	4	3	2.70%	37	22	0	Y	3		09/2025		
18453	FINSPÅNG	03/10/1954	Active(1)	23	0	1	-4.17%	24	15	4	N		N	10/2023		
Exc Award (06/30/2018)																
18455	GNESTA	11/22/1955	Active	36	4	4	0.00%	36	14	1	Y	2	N	12/2024	90+ Days	\$735.59
Exc Award (06/30/2023)																
18544	GRILLBY	09/14/1965	Active	18	0	2	-10.00%	20	27	2	Y		N			
58787	HAGUNDA	10/23/1996	Active	18	0	2	-10.00%	21	29	3	N	None		05/2018		
18543	HALLSTAVIK/VÄDDÖ	03/08/1955	Active	13	0	0	0.00%	14		8	Y	4	N	08/2023		
18545	HUDDINGE	09/30/1958	Active	14	1	0	7.69%	13		6	Y		IP	06/2018		
18459	KISA	01/21/1954	Active	45	0	0	0.00%	44		10	Y		N	01/2022		
18549	KNIVSTA	02/01/1967	Active	33	4	1	10.00%	30	22	0	Y		N	12/2023		
18460	KOLMÅRDEN	03/09/1964	Active	15	2	1	7.14%	14	19	3	Y	4	R	01/2026	90+ Days	
18462	LINKÖPING	02/12/1970	Active	46	6	0	15.00%	46		0	Y	2	N	01/2024		
18467	MJÖLBÄ	05/20/1953	Active	14	0	0	0.00%	13		7	Y		N			
18468	MOTALA	06/05/1951	Active	24	1	1	0.00%	24	30	1	Y			04/2022		
18553	NORRTÄLJE	06/07/1951	Active	39	0	0	0.00%	43		5	Y		R	06/2025		
45590	ÖREGRUND	12/02/1985	Active	18	2	2	0.00%	18	2	0	N	6				
18555	ÖRSUNDSBRO	03/07/1963	Active	28	2	2	0.00%	30	19	0	Y		N	01/2026		
18556	ÖSTERÅKER	04/06/1961	Active	32	1	0	3.23%	32		3	Y	2	N	12/2025		



Club Health Assessment for District 101 O through January 2026

			Status	Membership					Reports					Finance	LCIF	
Club Number	Club Name	Charter Date	Times in Status Quo in Past 2 Years	Current Member Count **	YTD Members Added	YTD Members Dropped	YTD Net Growth% ***	Member Count 1 Year Ago	Dropped Members Avg.Length of Service	Months Since Membership Update	Current Officers Reported ****	Current President Repeated Term	VP Reported *****	Last Date Reported Service (mm/yyyy)	Account Balance	YTD Donations
18537	ÖSTERBYBRUK-DANNEMOR A	09/10/1958	Active	12	0	5	-29.41%	16	3	2	Y	2		11/2025		\$70.00
18558	ÖSTHAMMAR	04/18/1952	Active	14	1	2	-6.67%	17	41	2	Y			04/2023		
18473	OXELÖSUND	12/05/1957	Active	29	2	2	0.00%	29	20	0	Y	3	N	12/2023		
18559	RIMBO	04/02/1954	Active	1	0	0	0.00%	10		0	N	2		12/2021		
18396	SALA	09/20/1951	Active	26	1	0	4.00%	27		0	Y	3		06/2018		
18561	SALTSJÖBADEN	03/03/1954	Cancelled(6*)	0	0	0	0.00%	12		7	N	None		01/2025		
18562	SIGTUNA	03/30/1953	Active	49	2	0	4.26%	47		0	Y		N	09/2022		
18474	SKÄNNINGE	10/21/1958	Active	38	0	1	-2.56%	39	9	0	Y		N	04/2025		
18563	SLITE	02/12/1963	Active	17	3	1	13.33%	16	56	2	Y		N	09/2024		
32623	SÖDERTÄLJE S:A RAGNHILD	07/08/1976	Active	8	0	0	0.00%	9		0	Y		N	02/2024		
18566	STOCKHOLM	03/24/1948	Active	14	0	2	-12.50%	16	39	0	Y		IP	12/2025		\$40.00
18572	STOCKHOLM BROMMA	06/04/1953	Active(2)	20	0	0	0.00%	0		7	Y	3		12/2018		
18576	STOCKHOLM GLOBEN	02/21/1956	Active	20	0	0	0.00%	20		1	Y		R	10/2023		
18478	STRÄNGNÄS	05/11/1949	Active	9	0	4	-30.77%	17	6	0	Y			01/2026		
18588	SUNDBYBERG	02/10/1955	Active	29	1	0	3.57%	31		1	Y	2	N	11/2021		
Exc Award (06/30/2024)																
18479	TORSHÄLLA	06/26/1953	Active	15	0	0	0.00%	18		7	Y			09/2022		
18480	TROSA	11/28/1956	Active	35	2	0	6.06%	34		0	Y			11/2025		
18481	TURINGE	05/13/1970	Active	20	1	0	5.26%	17		3	Y		N	11/2025		
18592	TYRESÖ	06/22/1960	Active	12	0	1	-7.69%	15	18	2	Y	6	R	12/2023		
18593	UPPLANDS VÄSBY	07/21/1956	Active	9	0	0	0.00%	9		7	Y	2		04/2019		\$140.00
18594	UPPSALA	06/08/1949	Active	19	0	0	0.00%	21		8	Y	2	R	05/2022		
48540	UPPSALA DISA	05/10/1988	Active	29	0	0	0.00%	29		0	Y		N	04/2025		
18482	VADSTENA	01/13/1955	Active	23	1	1	0.00%	20	55	2	Y		N	06/2024		
18598	VALLENTUNA	06/12/1969	Active	10	0	1	-9.09%	16	7	1	Y	7		12/2022		
18600	VÄSTERHANINGE	11/28/1957	Active	22	0	1	-4.35%	23	24	2	Y	2	R	12/2022		
18601	VAXHOLM	04/23/1956	Active	27	0	1	-3.57%	28	6	0	Y	5	N	06/2023		
18602	VISBY	08/11/1954	Active	18	0	2	-10.00%	20	25	0	Y	2	R	05/2025		



Club Health Assessment for District 101 O through January 2026

INTERNATIONAL

Club Number	Club Name	Charter Date	Status	Membership					Reports					Finance	LCIF
			Times in Status Quo in Past 2 Years	Current Member Count **	YTD Members Added	YTD Members Dropped	YTD Net Growth% ***	Member Count 1 Year Ago	Dropped Members Avg.Length of Service	Months Since Membership Update	Current Officers Reported ****	Current President Repeated Term	VP Reported *****	Last Date Reported Service (mm/yyyy)	Account Balance

Clubs Cancelled Previous Fiscal Year – Clubs Cancelled within last 12 months may be reinstated

Club Number	Club Name	Charter Date	Current Status*	Cancellation Date
52390	STOCKHOLM MÄSSAN	01/08/1992	Cancelled(6*)	03/29/2025
18589	TÄBY	09/25/1957	Cancelled(6*)	06/29/2025
18483	VALDEMARSVIK	12/21/1959	Cancelled(6*)	10/29/2024

Current Total Clubs Count	YTD New Clubs Count	YTD Cancelled Clubs Count	YTD Net Club Gain	Current Total Members Count	YTD Add	YTD Drop	YTD Net Growth	YTD Net Growth %	Member Count 12 Months Ago	Average Member Count Per Club	% of Clubs with less than 20 members	% No Officer Report in 12 Months	% of Clubs with balance 90+ days	Number of Clubs in Status Quo	% Status Quo Clubs in Financial Suspension	Number of Cancelled Clubs	Average Cancelled Club Age	Members Lost Due to Cancellation	% of Clubs Cancelled for Non-Financial Reasons
51	0	1	-1	1,104	47	55	-8	-0.72%	1,150	22	51%	0%	8%	0	0%	1	237	0	100%

* - P - Priority Club. Cancellation Reasons: 1-Objectives/conduct, 2-Non-active club, 5-Non-existing club, 6-Disbanding, 7-Merger, 8-Financial Suspension, 9-District/Multiple District Dues.

** Red denotes below 15 active members.

*** Red denotes 20% + loss.

**** Y - all 3 (President, Secretary, Treasurer) club officers reported, N - not all 3 reported.

***** Abbreviation: N-New, IP-Immediate Past, R-Repeat.



Club Health Assessment for District 101 S through January 2026

			Status	Membership						Reports				Finance	LCIF	
Club Number	Club Name	Charter Date	Times in Status Quo in Past 2 Years	Current Member Count **	YTD Members Added	YTD Members Dropped	YTD Net Growth% ***	Member Count 1 Year Ago	Dropped Members Avg.Length of Service	Months Since Membership Update	Current Officers Reported ****	Current President Repeated Term	VP Reported *****	Last Date Reported Service (mm/yyyy)	Account Balance	YTD Donations
Clubs more than two years old																
18643	ÅHUS	02/26/1962	Active	56	1	2	-1.75%	57	27	3	Y		N	12/2024		
18644	ÄLMHULT	03/14/1957	Active	32	0	1	-3.03%	32	49	2	Y		N	06/2025		\$769.25
18706	ALVESTA	05/16/1953	Active	35	2	0	6.06%	34		1	Y	2	N			
18707	ANEBY	10/19/1965	Active	19	0	0	0.00%	19		4	Y		N			
18651	ÄNGELHOLM	11/23/1955	Active	23	1	0	4.55%	25		0	Y			05/2017		
34208	BARA	06/25/1977	Active	26	0	1	-3.70%	27	15	1	Y	2	R	06/2018		
18646	BÅSTAD	10/15/1958	Active	28	1	2	-3.45%	30	19	0	Y	2	R			
44173	BJERRED BJERSUND	07/02/1984	Active	10	0	0	0.00%	11		0	Y		IP			
18708	BORGHOLM	06/01/1971	Active	20	0	4	-16.67%	24	10	0	Y		N	11/2018		
45788	BRAÅS	02/03/1986	Active	10	1	0	11.11%	5		2	Y	3				
38313	BRÄKNE-HOBY	04/29/1980	Active	38	3	4	-2.56%	38	14	0	Y		N			\$10,360.29
18648	BROMÖLLA	03/22/1960	Active	20	1	1	0.00%	21	9	1	Y		N	06/2025		
18649	DALBY	09/09/1963	Active	39	6	1	14.71%	34	62	0	Y	2	R			
43368	DEGEBERGA SÖDRA GÅRDS	01/23/1984	Active	13	0	0	0.00%	13		21	Y		N			
18709	EKSJÖ	09/01/1953	Active	46	1	0	2.22%	45		1	Y		N		90+ Days	
18710	EMMABODA	11/22/1955	Active	30	3	5	-6.25%	32	20	0	Y	3	R	12/2023		\$307.70
Exc Award (06/30/2018)																
49967	FÄRJESTADEN	11/16/1989	Active	27	2	0	8.00%	25		1	Y	2	R	06/2025		
18658	HÄSSLEHOLM	12/20/1955	Active	38	0	2	-5.00%	41	22	3	Y					\$2,200.88
35769	HELSINGBORG KÄRNAN	06/26/1978	Active	14	0	1	-6.67%	18	10	1	Y	2				
18659	HELSINGBORG SOFIERO	04/10/1972	Active	7	0	0	0.00%	11		6	Y			11/2024		
18667	HÖGANÄS	11/17/1958	Active	11	0	0	0.00%	23		4	Y		IP			\$313.14
18718	HÖGSBY	04/01/1959	Active	27	0	0	0.00%	27		9	Y		N	03/2022		
18660	HÖÖR	05/04/1959	Active	27	2	2	0.00%	28	10	1	Y		N	01/2019	90+ Days	
18661	HÖRBY	10/10/1955	Active	45	0	1	-2.17%	46	1	0	Y		N			\$1,025.66
18724	KALMAR	11/20/1953	Active	34	1	3	-5.56%	36	31	0	Y		N			
18722	KARLSHAMN	01/11/1955	Active	32	2	0	6.67%	29		0	Y	2	R	09/2025		



Club Health Assessment for District 101 S through January 2026

			Status	Membership						Reports				Finance	LCIF	
Club Number	Club Name	Charter Date	Times in Status Quo in Past 2 Years	Current Member Count **	YTD Members Added	YTD Members Dropped	YTD Net Growth% ***	Member Count 1 Year Ago	Dropped Members Avg.Length of Service	Months Since Membership Update	Current Officers Reported ****	Current President Repeated Term	VP Reported *****	Last Date Reported Service (mm/yyyy)	Account Balance	YTD Donations
18723	KARLSKRONA	03/17/1954	Active	33	2	1	3.13%	32	1	0	Y		N	04/2016	90+ Days	
Exc Award (06/30/2018)																
36903	KARLSKRONA JARRAMAS	04/05/1979	Active	45	2	0	4.65%	42		2	Y		N	12/2018		
18663	KÄVLINGE	01/02/1958	Active	23	1	2	-4.17%	21	32	1	Y		IP			
18664	KLIPPAN	04/02/1958	Active	27	1	1	0.00%	27	0	3	Y		N	03/2017		
18666	KRISTIANSTAD	11/03/1952	Active	33	0	6	-15.38%	39	19	0	Y	2	R	06/2024		
Exc Award (06/30/2023, 06/30/2024)																
18726	LAMMHULT	11/21/1962	Active	15	0	0	0.00%	15		7	Y	2				\$1,000.00
18669	LANDSKRONA	11/15/1951	Active	29	3	0	11.54%	22		0	Y	3	N	10/2016		
52327	LANDSKRONA CITADELLA	12/23/1991	Cancelled(6*)	0	0	1	-100.00%	14	43	0	N	None		10/2019		
35202	LÖDDEKÖPINGE	03/28/1978	Active	18	0	0	0.00%	21		7	Y			09/2023		\$2,087.61
18671	LOMMA	02/06/1961	Active	33	2	3	-2.94%	31	30	0	Y	2	N			
18672	LÖNSBODA	08/29/1955	Active	21	1	0	5.00%	19		0	Y		R			
38649	MÄLILLA & MÖRLUNDA	06/18/1980	Active	22	0	0	0.00%	22		1	Y	3	R			
53924	MALMÖ ELLENBOGEN	12/28/1992	Active	30	3	1	7.14%	28	6	1	Y	2				\$115.66
18676	MALMÖ MALMÖHUS	06/02/1953	Active	9	0	0	0.00%	10		4	Y	3	N			
18730	MÖNSTERÅS	09/01/1955	Active	15	0	0	0.00%	15		2	Y	4				
18731	MÖRBYLÅNGA	12/08/1954	Active	25	1	2	-3.85%	26	7	0	Y		N			\$313.14
18732	NÄSSJÖ	02/02/1953	Active	37	0	0	0.00%	37		4	Y		N	05/2023		
18733	NYBRO	11/29/1957	Active	15	0	2	-11.76%	16	39	1	Y	7				\$509.63
18734	OLOFSTRÖM	10/27/1954	Active	18	0	1	-5.26%	19	14	2	Y	3				
18680	OSBY	11/12/1953	Active	41	1	1	0.00%	38	11	1	Y	2	N	01/2026		
18665	ÖSTRA GÖINGE	01/24/1961	Active	20	1	3	-9.09%	23	5	0	Y	4				
18683	RÅÅ	03/01/1960	Active	32	0	3	-8.57%	38	22	5	Y		N			
18684	RENG HÖLLVIKEN	12/15/1966	Active	58	6	3	5.45%	54	5	0	Y		N			\$13,007.08
41355	ROMELEÅSEN	05/05/1982	Active	27	0	1	-3.57%	28	2	1	Y		N	01/2025		
18737	RONNEBY	02/15/1956	Cancelled(6*)	0	0	5	-100.00%	5	23	0	N	None				
18738	RYD	11/11/1955	Active	27	0	1	-3.57%	29	8	3	Y		N			\$2,087.61
39886	SAXTORP	05/07/1981	Active	27	0	2	-6.90%	30	9	1	N	None	N	01/2021		




Club Health Assessment for District 101 S through January 2026

INTERNATIONAL

			Status	Membership						Reports				Finance		LCIF
Club Number	Club Name	Charter Date	Times in Status Quo in Past 2 Years	Current Member Count **	YTD Members Added	YTD Members Dropped	YTD Net Growth% ***	Member Count 1 Year Ago	Dropped Members Avg.Length of Service	Months Since Membership Update	Current Officers Reported ****	Current President Repeated Term	VP Reported *****	Last Date Reported Service (mm/yyyy)	Account Balance	YTD Donations
18686	SIMRISHAMN	05/13/1957	Active	34	0	0	0.00%	33		0	Y		N	05/2016	90+ Days	\$307.70
18687	SJÖBO	12/15/1955	Active	25	0	2	-7.41%	30	22	1	Y		N	04/2019		
18689	SKURUP	06/09/1960	Active	50	4	0	8.70%	45		0	Y		N			
18690	SÖDRA SANDBY	03/13/1970	Active	22	3	1	10.00%	20	9	1	Y		N	03/2022		
18742	SÖLVESBORG	05/17/1960	Active	17	1	0	6.25%	16		2	Y		N			
47948	SÖSDALA	12/14/1987	Active	12	0	0	0.00%	13		7	Y		N			
50838	STAFFANSTORP VIKINGEN	07/05/1990	Active	36	2	0	5.88%	26		2	Y	2	R		\$307.70	
18695	SVEDALA	02/25/1960	Active	38	0	0	0.00%	39		0	Y		N			
Exc Award (06/30/2018)																
122617	Sweden "Be the Change"	06/24/2014	Active	6	0	0	0.00%	7		7	Y	13		09/2018		
18744	TINGSRYD	04/12/1967	Active	48	1	1	0.00%	49	58	0	Y		N			
18697	TOLLARP	10/18/1970	Active	22	1	1	0.00%	22	21	0	Y		N			
18746	TORSÅS	06/03/1969	Active	34	2	3	-2.86%	35	12	0	Y		N	06/2015	\$2,364.47	
18745	TRANÅS	06/02/1954	Active	31	11	4	29.17%	28	16	1	Y	3	N			
18700	TRELLEBORG	12/12/1951	Active	19	5	2	18.75%	15	5	0	Y			11/2021	90+ Days	
18701	TYRINGE	11/25/1969	Active	27	1	2	-3.57%	32	17	0	Y	2	R		\$1,000.00	
18747	UPPVIDINGE	01/16/1968	Active	15	0	0	0.00%	17		2	Y		IP		\$307.70	
18702	VALLÅKRA RYDEBÄCK	02/03/1969	Active	19	0	0	0.00%	18		10	Y	7	R	05/2019	\$1,025.66	
18749	VÄSTERVIK	04/07/1954	Active	46	0	0	0.00%	39		4	Y	2	R			
29500	VÄXJÖ DACKÉ	06/19/1974	Active	17	0	3	-15.00%	20	5	0	Y		N			
18703	VELLINGE	05/05/1969	Active	22	0	2	-8.33%	27	7	1	Y	2				
18751	VETLANDA	02/14/1951	Active	21	0	1	-4.55%	28	1	1	Y		N	12/2022	\$307.70	
18752	VIMMERBY	05/25/1954	Active	17	3	2	6.25%	18	35	0	Y		N	08/2017		
54288	VIMMERBY LINNEA	03/30/1993	Active	18	1	0	5.88%	18		2	Y		N	03/2018	\$307.70	
37837	VINSLÖV	12/21/1979	Active	34	3	2	3.03%	36	7	0	Y		N		\$512.83	
18753	VIRSERUM	05/08/1959	Active	19	0	6	-24.00%	29	9	0	Y	4				
46731	WÄ	12/22/1986	Active	19	1	0	5.56%	16		3	Y	2	N			
18705	YSTAD	10/06/1952	Active	45	1	2	-2.17%	46	4	2	Y		N	12/2021	\$7,692.53	



Club Health Assessment for District 101 S through January 2026



Club Number	Club Name	Charter Date	Status	Membership					Reports				Finance	LCIF
			Times in Status Quo in Past 2 Years	Current Member Count **	YTD Members Added	YTD Members Dropped	YTD Net Growth% ***	Member Count 1 Year Ago	Dropped Members Avg.Length of Service	Months Since Membership Update	Current Officers Reported ****	Current President Repeated Term	VP Reported *****	Last Date Reported Service (mm/yyyy)

Clubs Cancelled Previous Fiscal Year – Clubs Cancelled within last 12 months may be reinstated

Club Number	Club Name	Charter Date	Current Status*	Cancellation Date
27995	KALMAR/SKÅLBY	01/31/1974	Cancelled(6*)	04/29/2025
18692	STAFFANSTORP	05/01/1964	Cancelled(6*)	05/29/2025
18704	VITTSJÖ BJÄRNUM	11/15/1967	Cancelled(6*)	05/29/2025

Current Total Clubs Count	YTD New Clubs Count	YTD Cancelled Clubs Count	YTD Net Club Gain	Current Total Members Count	YTD Add	YTD Drop	YTD Net Growth	YTD Net Growth %	Member Count 12 Months Ago	Average Member Count Per Club	% of Clubs with less than 20 members	% No Officer Report in 12 Months	% of Clubs with balance 90+ days	Number of Clubs in Status Quo	% Status Quo Clubs in Financial Suspension	Number of Cancelled Clubs	Average Cancelled Club Age	Members Lost Due to Cancellation	% of Clubs Cancelled for Non-Financial Reasons
78	0	2	-2	2,100	91	103	-12	-0.57%	2,154	27	31%	0%	6%	0	0%	2	137	6	100%

* - P - Priority Club. Cancellation Reasons: 1-Objectives/conduct, 2-Non-active club, 5-Non-existing club, 6-Disbanding, 7-Merger, 8-Financial Suspension, 9-District/Multiple District Dues.

** Red denotes below 15 active members.

*** Red denotes 20% + loss.

**** Y - all 3 (President, Secretary, Treasurer) club officers reported, N - not all 3 reported.

***** Abbreviation: N-New, IP-Immediate Past, R-Repeat.



Club Health Assessment for District 101 V through January 2026

			Status	Membership						Reports				Finance	LCIF	
Club Number	Club Name	Charter Date	Times in Status Quo in Past 2 Years	Current Member Count **	YTD Members Added	YTD Members Dropped	YTD Net Growth% ***	Member Count 1 Year Ago	Dropped Members Avg.Length of Service	Months Since Membership Update	Current Officers Reported ****	Current President Repeated Term	VP Reported *****	Last Date Reported Service (mm/yyyy)	Account Balance	YTD Donations
Clubs more than two years old																
18795	ALINGSÅS	03/28/1956	Active	28	1	4	-9.68%	31	21	1	Y		N			
Exc Award (06/30/2018, 06/30/2023)																
18796	AMNEHÄRAD	01/16/1963	Active	17	0	1	-5.56%	18	47	5	Y		N			
41191	BANKERYD	04/30/1982	Active	35	3	1	6.06%	36	43	0	Y		N	12/2025		
18797	BJÄRKE	04/06/1964	Active	27	2	2	0.00%	25	31	1	Y		N	10/2017		
18798	BORÅS	05/26/1955	Active	9	0	0	0.00%	10		0	N			09/2022		\$324.44
18758	BRÅLANDA	02/09/1955	Active	54	0	3	-5.26%	55	11	2	Y		N			
Exc Award (06/30/2023)																
18650	ELDSBERGA	11/27/1969	Active	5	0	0	0.00%	6		1	Y	3				
18653	FALKENBERG	01/20/1954	Active	25	0	0	0.00%	25		0	N	3		10/2016		
18800	FALKÖPING	11/26/1952	Active	3	0	11	-78.57%	14	21	1	Y			08/2019		
84793	FALKÖPING ÄLLA	02/01/2005	Active	22	2	0	10.00%	19		2	Y	2		12/2019		\$104.91
18762	FÄRGELANDA	11/15/1961	Active	21	0	1	-4.55%	22	3	1	Y		N			
Exc Award (06/30/2023)																
18801	FLOBY	05/06/1958	Active	16	0	0	0.00%	16		8	Y		N	04/2022		
41836	FRISTAD	09/08/1982	Active	25	0	0	0.00%	25		5	Y		N	05/2025		
Exc Award (06/30/2024)																
18711	GISLAVED ANDERSTORP	03/04/1959	Active	54	2	0	3.85%	52		2	Y		N	06/2025	90+ Days	
18715	GNOSJÖ	06/16/1961	Active	32	0	0	0.00%	32		1	Y		N			
55067	GÖTEBORG TUVE SÄVE	11/23/1993	Active	34	0	2	-5.56%	35	11	1	Y	2	R			
18804	GÖTENE	11/22/1955	Active	23	1	1	0.00%	23	36	4	Y			11/2018		
18766	GOTHENBURG GATHENHJELM	05/02/1956	Active	17	0	0	0.00%	19		7	Y	2	R	12/2016		
18776	GULLMAREN	06/08/1967	Active(1)	12	2	1	9.09%	0	1	0	Y			04/2016		
18717	HABO	10/30/1958	Active	32	0	0	0.00%	32		5	Y		N			
Exc Award (06/30/2017)																
18655	HALMSTAD	11/23/1948	Active	8	0	1	-11.11%	9	43	1	Y	2	N			
18657	HARPLINGE	02/12/1971	Active	18	0	0	0.00%	18		0	Y		N			
18806	HERRLJUNGA	06/21/1966	Active	31	0	1	-3.13%	30	11	5	Y		N	05/2019		\$2,100.00



Club Health Assessment for District 101 V through January 2026

			Status	Membership						Reports				Finance	LCIF	
Club Number	Club Name	Charter Date	Times in Status Quo in Past 2 Years	Current Member Count **	YTD Members Added	YTD Members Dropped	YTD Net Growth% ***	Member Count 1 Year Ago	Dropped Members Avg.Length of Service	Months Since Membership Update	Current Officers Reported ****	Current President Repeated Term	VP Reported *****	Last Date Reported Service (mm/yyyy)	Account Balance	YTD Donations
Exc Award (06/30/2018, 06/30/2024)																
18802	HINDÅS	02/01/1957	Active	21	0	3	-12.50%	27	25	0	Y			05/2019		
Exc Award (06/30/2019)																
18808	HJO	05/27/1964	Active	28	3	7	-12.50%	32	20	0	Y		N	04/2022	90+ Days	
18807	HORRED	04/03/1968	Cancelled(6*)	0	0	0	0.00%	14		6	N	None		12/2018		
18803	HOVA	04/28/1966	Active	2	0	0	0.00%	2		17	Y	18				
18713	HUSKVARNA	03/09/1959	Active	15	0	0	0.00%	15		8	Y	2	R	09/2022		
18662	HYLTEBRUK	05/11/1960	Active	15	0	0	0.00%	15		0	Y	2	R			
18809	JÄRPÅS	02/05/1968	Active	19	1	0	5.56%	18		0	Y		N	01/2020		\$524.53
18810	KARLSBORG	04/04/1956	Active	21	1	0	5.00%	20		6	Y	6		11/2016		\$524.53
18811	KINNA-SKENE	01/18/1955	Active	15	1	0	7.14%	14		4	Y		N		90+ Days	\$321.66
18812	KVÄNUM	01/12/1956	Active	20	1	0	5.26%	19		0	Y		N	09/2018		
18668	LAHOLM	04/05/1951	Active	34	0	0	0.00%	34		0	Y		N			
18775	LILLA EDET	03/18/1958	Active	19	0	0	0.00%	19		3	Y		N			
18814	LYRESTAD HASSLERÖR	02/06/1970	Active	20	1	0	5.26%	19		3	Y		N	05/2016		
18815	MARIESTAD	02/26/1954	Active	42	0	0	0.00%	43		7	Y			05/2016		
18779	MELLERUD	01/15/1955	Active	11	1	0	10.00%	10		3	Y	7	R	12/2018		\$1,051.50
18780	MÖLNDAL	12/04/1956	Active	27	0	3	-10.00%	30	17	2	Y			12/2025		
18761	MUNKEDAL	02/26/1959	Active	6	0	0	0.00%	12		9	Y			12/2023		
18818	NOSSEBRO	11/24/1958	Active	27	0	3	-10.00%	30	42	0	Y	2	N	12/2018		
18782	ORUST	10/10/1970	Active	13	0	2	-13.33%	17	2	4	Y			11/2025		\$526.85
18681	OSKARSTRÖM	05/16/1956	Active	6	0	0	0.00%	9		7	Y	2	R	05/2017		
18783	PARTILLE	04/24/1957	Active	39	0	1	-2.50%	41	1	1	Y			06/2019		
48926	REFTELE BREDARYD	10/06/1988	Active	42	0	0	0.00%	42		4	Y	2	N	04/2017		
33438	SÄTILA-HYSSNA	03/14/1977	Active	10	0	0	0.00%	11		6	Y		N			
18685	SIMLÅNGSDALEN	06/01/1964	Active	14	0	0	0.00%	16		1	Y	6	R			
18820	SKARA	11/16/1954	Active	20	2	2	0.00%	20	4	2	Y	7	N	03/2022		
58441	SKARA LISA	06/26/1996	Active	16	0	0	0.00%	19		7	N		N	07/2022		\$636.73
18821	SKÖVDE	03/28/1952	Active	11	0	1	-8.33%	12	43	0	Y	6				




Club Health Assessment for District 101 V through January 2026

			Membership							Reports				Finance		LCIF			
Club Number	Club Name	Charter Date	Status	Current Member Count **	YTD Members Added	YTD Members Dropped	YTD Net Growth% ***	Member Count 1 Year Ago	Dropped Members Avg.Length of Service	Months Since Membership Update	Current Officers Reported ****	Current President Repeated Term	VP Reported *****	Last Date Reported Service (mm/yyyy)	Account Balance	YTD Donations			
			Times in Status Quo in Past 2 Years																
18822	SKULTORP	01/25/1966	Active	21	0	0	0.00%	21		7	Y								
18741	SMÅLANDSSTENAR	03/27/1961	Active	22	0	1	-4.35%	25	5	2	Y		N	06/2024	90+ Days				
18691	SÖNDRUM-TYLÖSAND	03/21/1963	Active	19	3	0	18.75%	17		0	Y	3	R						
18771	SOTENÄS	10/08/1954	Active	24	1	4	-11.11%	30	12	0	Y	6	R	06/2019		\$2,107.41			
18787	STENUNGSUND	02/25/1959	Active	24	0	0	0.00%	21		7	Y		N	06/2019					
18693	SUSEDALEN	06/12/1973	Active	36	0	0	0.00%	41		1	Y		N	02/2016					
40436	SVANSJÖ	10/21/1981	Active	15	0	0	0.00%	15		3	Y			05/2019		\$3,560.32			
18824	SVENLJUNGA	09/08/1965	Active	29	0	2	-6.45%	31	7	1	Y								
18827	TIBRO	03/30/1955	Active	27	0	0	0.00%	27		4	Y		N						
18825	TIDAHOLM	11/20/1956	Active	40	2	5	-6.98%	45	22	0	Y		N	12/2025		\$394.44			
Exc Award (06/30/2023)																			
18789	TJÖRN	04/17/1970	Active	23	1	0	4.55%	23		0	Y	3	N	02/2025					
38071	TORUP	02/06/1980	Active	16	0	1	-5.88%	17	4	1	Y	2							
18829	TRANEMO	02/19/1963	Active	20	0	2	-9.09%	21	4	2	Y			12/2024		\$370.00			
18791	UDDEVALLA	12/16/1952	Active	11	1	0	10.00%	10		1	Y	2		06/2025					
18830	ULRICEHAMN	01/12/1954	Active	35	7	5	6.06%	33	5	0	Y		N						
18792	VÄNERSBORG	01/14/1954	Active	24	3	4	-4.00%	25	9	0	Y	4	R	03/2019					
18831	VARA	03/15/1966	Active	25	0	0	0.00%	24		0	Y					\$524.70			
18793	VARBERG	01/15/1954	Active	17	0	0	0.00%	17		7	Y								
18832	VÄRGÅRDA	11/23/1965	Active	25	0	3	-10.71%	31	12	4	Y	2	R			\$209.82			
18748	VÄRNAMO	11/06/1953	Active	40	3	1	5.26%	38	34	0	Y	2	R			\$1,000.00			
18833	VEDUM	02/27/1963	Active	19	0	0	0.00%	19		15	Y	2	R			\$52.57			
Current Total Clubs Count	YTD New Clubs Count	YTD Cancelled Clubs Count	YTD Net Club Gain	Current Total Members Count	YTD Add	YTD Drop	YTD Net Growth	YTD Net Growth %	Member Count 12 Months Ago	Average Member Count Per Club	% of Clubs with less than 20 members	% No Officer Report in 12 Months	% of Clubs with balance 90+ days	Number of Clubs in Status Quo	% Status Quo Clubs in Financial Suspension	Number of Cancelled Clubs	Average Cancelled Club Age	Members Lost Due to Cancellation	% of Clubs Cancelled for Non-Financial Reasons
70	0	1	-1	1,573	45	79	-34	-2.12%	1,643	22	41%	0%	6%	0	0%	1	57	0	100%



Club Health Assessment for District 101 V through January 2026

			Status	Membership					Reports				Finance	LCIF		
Club Number	Club Name	Charter Date	Times in Status Quo in Past 2 Years	Current Member Count **	YTD Members Added	YTD Members Dropped	YTD Net Growth% ***	Member Count 1 Year Ago	Dropped Members Avg.Length of Service	Months Since Membership Update	Current Officers Reported ****	Current President Repeated Term	VP Reported *****	Last Date Reported Service (mm/yyyy)	Account Balance	YTD Donations

* - P - Priority Club. Cancellation Reasons: 1-Objectives/conduct, 2-Non-active club, 5-Non-existing club, 6-Disbanding, 7-Merger, 8-Financial Suspension, 9-District/Multiple District Dues.

** Red denotes below 15 active members.


*** Red denotes 20% + loss.

**** Y - all 3 (President, Secretary, Treasurer) club officers reported, N - not all 3 reported.

***** Abbreviation: N-New, IP-Immediate Past, R-Repeat.



Club Health Assessment for District 104 A through January 2026

			Status	Membership						Reports				Finance	LCIF	
Club Number	Club Name	Charter Date	Times in Status Quo in Past 2 Years	Current Member Count **	YTD Members Added	YTD Members Dropped	YTD Net Growth% ***	Member Count 1 Year Ago	Dropped Members Avg.Length of Service	Months Since Membership Update	Current Officers Reported ****	Current President Repeated Term	VP Reported *****	Last Date Reported Service (mm/yyyy)	Account Balance	YTD Donations
Clubs more than two years old																
30111	BALLANGEN	01/06/1975	Active	20	1	1	0.00%	21	3	2	Y		N	01/2026		
35780	BALSFJORD	06/07/1978	Active	24	0	3	-11.11%	24	17	0	Y	3		01/2026		
42676	BARDU	05/12/1983	Active	20	0	0	0.00%	21		3	N			01/2026		
88003	DYRØY	05/06/2005	Active	18	1	0	5.88%	18		0	Y		R	01/2026		
19482	EVENES	02/10/1972	Active	21	0	0	0.00%	21		0	Y	3	R	02/2025		
19483	FAUSKE	02/16/1959	Active	14	3	2	7.69%	14	32	0	Y	3	R	11/2025		\$30.00
19484	FINNSNES	12/05/1961	Active	28	1	12	-28.21%	39	16	0	Y		N	01/2026		
19501	FLAKSTAD-MOSKENES	10/02/1966	Active	15	0	0	0.00%	15		5	Y	3	N	01/2026		
19487	HAMMERFEST	09/26/1961	Active	13	0	0	0.00%	14		8	Y	15	R	10/2025		
38323	HASVIK	04/14/1980	Active	12	0	0	0.00%	9		10	Y	6	R	10/2025		
19489	HEMNESBERGET	01/04/1964	Cancelled(6*)	0	0	18	-100.00%	18	15	2	N	None		05/2022		
39889	INDERØY	05/05/1981	Active	20	0	2	-9.09%	22	28	4	Y	2	N	01/2026		
19532	LEVANGER	10/11/1960	Active	26	0	1	-3.70%	27	19	0	Y		R	05/2023		
48477	LEVANGER/SKEYNA	04/25/1988	Active	29	1	0	3.57%	28		0	Y		IP	01/2026		
19497	LØDINGEN	10/12/1967	Active	24	0	2	-7.69%	26	13	1	N	None	N	12/2025		
19498	LOFOTEN	02/11/1960	Active	29	0	4	-12.12%	34	30	0	Y		N	09/2025		\$1,000.00
19536	MALM	02/25/1971	Active	26	0	2	-7.14%	27	4	1	Y	3	N	12/2025		
19499	MÅLSELV	03/06/1962	Active	13	0	1	-7.14%	14	7	3	Y	4	R	01/2026		
Exc Award (06/30/2023)																
33717	MALVIK	04/26/1977	Active	28	2	0	7.69%	26		0	N		R	10/2025		
35071	MELHUS	02/21/1978	Active	23	7	0	43.75%	16		0	Y			01/2026		
19500	MO I RANA	12/15/1957	Active	13	0	0	0.00%	13		3	Y	3		01/2026		
63895	MO I RANA/STELLA POLARIS	01/02/2001	Active	11	0	0	0.00%	12		10	Y			01/2026		
19502	MOSJØEN	10/09/1961	Active(1)	10	11	1	100.00%	0	0	0	Y	4	R			
19538	NAMSOS	07/04/1966	Active	25	2	2	0.00%	28	15	1	Y	2	N	01/2026		
19503	NARVIK	03/10/1961	Active	20	0	1	-4.76%	22	37	0	Y		N	02/2025		
51464	NARVIK/SVARTA BJØRN	03/25/1991	Active	24	0	1	-4.00%	26	12	1	Y			02/2025		



Club Health Assessment for District 104 A through January 2026

			Status	Membership						Reports				Finance	LCIF	
Club Number	Club Name	Charter Date	Times in Status Quo in Past 2 Years	Current Member Count **	YTD Members Added	YTD Members Dropped	YTD Net Growth% ***	Member Count 1 Year Ago	Dropped Members Avg.Length of Service	Months Since Membership Update	Current Officers Reported ****	Current President Repeated Term	VP Reported *****	Last Date Reported Service (mm/yyyy)	Account Balance	YTD Donations
19490	NORDKAPP	11/22/1964	Active(1)	19	0	0	0.00%	20		7	Y	2	N	04/2025		
64480	OPPDAL/KJERRINGROKK	06/14/2001	Active	31	1	1	0.00%	31	24	0	Y	6		01/2026		
19506	ØRNES	03/18/1965	Active	17	1	0	6.25%	18		0	Y	2	R	04/2023		
28193	PORSANGER	03/25/1974	Active	23	4	2	9.52%	24	20	0	Y		N	12/2025		
39632	RENNEBU	03/30/1981	Active	27	2	0	8.00%	25		2	Y	2	R	11/2025		
33230	RØROS	01/21/1977	Active	27	3	2	3.85%	26	29	1	Y	2	N	12/2025		
19507	SALTDAL	02/21/1961	Active	16	0	4	-20.00%	18	17	0	Y	2	R	01/2026		\$1,999.84
19485	SENJA	03/17/1965	Active(1)	10	10	0	100.00%	10		0	Y		N	03/2024		
41523	SØRFOLD	06/30/1982	Active	14	0	0	0.00%	16		4	N	None	N	01/2025		\$1,200.00
33042	SØRREISA	11/30/1976	Active	33	2	3	-2.94%	34	14	0	Y	2		12/2025		
121146	Steinkjer	01/16/2014	Active	15	0	0	0.00%	17		3	Y	3		09/2025		
19552	STJØRDAL	01/24/1967	Active	33	8	3	17.86%	31	28	0	N		IP	09/2025		
37072	STØREN	05/10/1979	Active	14	0	3	-17.65%	15	26	0	Y	4		10/2025		
30651	TANA-NESSEBY	04/29/1975	Active	23	1	1	0.00%	24	7	0	Y		N	05/2022		
19553	TRONDHEIM	04/26/1954	Active	18	1	1	0.00%	19	13	0	Y	3	R	01/2026		
118878	TRONDHEIM STUDENT	03/18/2013	Active(1)	3	0	0	0.00%	3		18	N	None				
19554	TRONDHEIM VEST	02/01/1971	Active	15	1	1	0.00%	15	31	1	Y		N	01/2026		
19514	VADSØ	03/10/1965	Active	11	0	0	0.00%	12		7	N	5	R			
19559	VERDAL	06/04/1968	Active	43	6	0	16.22%	34		4	Y		N	01/2026		
51508	VERDAL/STIKLESTAD	04/09/1991	Active	28	2	1	3.70%	27	3	0	Y	2	N	01/2026		

Clubs Cancelled Previous Fiscal Year – Clubs Cancelled within last 12 months may be reinstated

Club Number	Club Name	Charter Date	Current Status*	Cancellation Date
28194	BODØ BODIN	03/20/1974	Cancelled(6*)	06/29/2025
19493	KIRKENES	03/03/1965	Cancelled(6*)	06/29/2025
19495	KJØPSVIK	04/05/1965	Cancelled(6*)	06/29/2025
19542	ORKDAL	02/17/1965	Cancelled(6*)	08/29/2024
40023	OVERHALLA	06/11/1981	Cancelled(8*)	06/29/2025
37247	RISSA	06/12/1979	Cancelled(6*)	08/29/2024



Club Health Assessment for District 104 A through January 2026

			Status		Membership						Reports				Finance		LCIF	
Club Number	Club Name	Charter Date	Times in Status Quo in Past 2 Years	Current Member Count **	YTD Members Added	YTD Members Dropped	YTD Net Growth***	Member Count 1 Year Ago	Dropped Members Avg.Length of Service	Months Since Membership Update	Current Officers Reported ****	Current President Repeated Term	VP Reported *****	Last Date Reported Service (mm/yyyy)	Account Balance	YTD Donations		
63496	STJØRDAL/VARNES	08/02/2000	Cancelled(6*)															
Current Total Clubs Count	YTD New Clubs Count	YTD Cancelled Clubs Count	YTD Net Club Gain	Current Total Members Count	YTD Add	YTD Drop	YTD Net Growth %	Member Count 12 Months Ago	Average Member Count Per Club	% of Clubs with less than 20 members	% No Officer Report in 12 Months	% of Clubs with balance 90+ days	Number of Clubs in Status Quo	% Status Quo Clubs in Financial Suspension	Number of Cancelled Clubs	Average Cancelled Club Age	Members Lost Due to Cancellation	% of Clubs Cancelled for Non-Financial Reasons
45	0	1	-1	926	71	75	-4	954	21	44%	2%	0%	0	0%	1	407	18	0%

* - P - Priority Club. Cancellation Reasons: 1-Objectives/conduct, 2-Non-active club, 5-Non-existing club, 6-Disbanding, 7-Merger, 8-Financial Suspension, 9-District/Multiple District Dues.

** Red denotes below 15 active members.

*** Red denotes 20% + loss.

**** Y - all 3 (President, Secretary, Treasurer) club officers reported, N - not all 3 reported.

***** Abbreviation: N-New, IP-Immediate Past, R-Repeat.




Club Health Assessment for District 104 B through January 2026

			Status	Membership						Reports				Finance	LCIF	
Club Number	Club Name	Charter Date	Times in Status Quo in Past 2 Years	Current Member Count **	YTD Members Added	YTD Members Dropped	YTD Net Growth% ***	Member Count 1 Year Ago	Dropped Members Avg.Length of Service	Months Since Membership Update	Current Officers Reported ****	Current President Repeated Term	VP Reported *****	Last Date Reported Service (mm/yyyy)	Account Balance	YTD Donations
Clubs more than two years old																
19520	ÅLESUND/BORGUND	08/30/1963	Active	30	0	0	0.00%	32		0	Y			12/2025		
49152	ÅLESUND/RUNDSKUE	01/16/1989	Active	32	1	5	-11.11%	34	10	0	Y		IP	01/2026		
39708	ÅLESUND/VEGSUND	04/02/1981	Active	38	0	1	-2.56%	38	40	0	Y	2	R	09/2025		
19648	ÅRNES	10/20/1966	Active	47	1	1	0.00%	48	7	4	Y		N	01/2026		
19519	ÅSNES	04/17/1973	Active	25	1	3	-7.41%	28	30	1	N			01/2026	90+ Days	
19521	BRUMUNDDAL	09/28/1964	Active	19	5	0	35.71%	15		5	Y		N	01/2026		
19523	EIDSKOG	12/01/1969	Active	39	0	3	-7.14%	39	16	0	Y			01/2026		
19654	EIDSVOLL	04/24/1959	Active	40	3	3	0.00%	42	33	0	Y		N	01/2026		
40317	EIDSVOLL SØR	08/28/1981	Active	27	1	0	3.85%	29		1	Y			01/2026		
19524	ELVERUM	04/20/1965	Active	33	6	3	10.00%	32	5	0	Y		R	12/2025		
32325	ENGERDAL-RENDALEN	05/28/1976	Cancelled(6*)	0	0	4	-100.00%	10	8	1	N	None	R	01/2025		
33866	FOLLDAL	05/05/1977	Active	15	0	1	-6.25%	16	42	2	Y			01/2026		\$1,006.54
45143	FURNES	06/18/1985	Active	27	1	2	-3.57%	28	16	4	Y		N	12/2025		
34538	GAUSDAL	10/21/1977	Active	25	5	4	4.17%	30	27	0	Y	2	R	01/2026		
36990	GJERDRUM	04/26/1979	Active	27	1	0	3.85%	27		1	Y		N	01/2026		
19526	GJØVIK	01/19/1952	Active	25	1	2	-3.85%	26	12	3	N	2		11/2025		\$1,000.00
19528	GRUE	11/02/1966	Active	31	1	0	3.33%	28		0	Y	2		01/2026	90+ Days	
52786	HARAM	04/01/1992	Active	16	0	1	-5.88%	18	24	4	Y	2	R	01/2026		
133685	Innlandet	02/01/2018	Active	22	2	2	0.00%	22	0	3	Y	3		11/2025		
19530	JEVNAKER	12/04/1969	Active	24	0	3	-11.11%	26	12	1	Y			12/2025		
19531	KONGSVINGER	09/18/1965	Active	21	1	2	-4.55%	23	20	0	Y	3	N	12/2025		
78411	KRISTIANSUND/KRINGSJÅ	03/10/2004	Active	23	0	0	0.00%	14		7	Y	2		01/2026		
19533	LILLEHAMMER	10/13/1956	Active	17	2	1	6.25%	14	10	3	Y	2		12/2025		
30605	LØTEN	04/16/1975	Active	17	1	0	6.25%	16		0	Y		N	01/2026		
19537	MOLDE	11/11/1970	Active	12	0	0	0.00%	12		2	N	3		04/2025		
42299	MOLDE/FANNEFJORD	02/28/1983	Cancelled(6*)	0	0	0	0.00%	14		0	N	None		03/2025		
32229	NANNESTAD	05/18/1976	Active	34	0	0	0.00%	31		0	N	2		08/2025		



Club Health Assessment for District 104 B through January 2026

			Status	Membership						Reports				Finance	LCIF	
Club Number	Club Name	Charter Date	Times in Status Quo in Past 2 Years	Current Member Count **	YTD Members Added	YTD Members Dropped	YTD Net Growth% ***	Member Count 1 Year Ago	Dropped Members Avg.Length of Service	Months Since Membership Update	Current Officers Reported ****	Current President Repeated Term	VP Reported *****	Last Date Reported Service (mm/yyyy)	Account Balance	YTD Donations
50137	NES HEDMARK	01/31/1990	Active	9	0	2	-18.18%	13	3	1	N	3		01/2026		
40891	NORD-AURDAL	02/09/1982	Active	31	1	5	-11.43%	35	21	0	Y		N	09/2025		
19584	NORDFJORDEID	09/22/1970	Active	18	0	0	0.00%	19		2	Y	2	N	09/2025		
19525	NORD-FRON	01/06/1971	Active	29	3	2	3.57%	28	29	0	N		N	01/2026		
19540	ODAL	05/02/1968	Active	37	2	3	-2.63%	39	16	0	Y		N	12/2025		
38658	ØRSTA	06/24/1980	Active	14	0	2	-12.50%	15	30	0	Y			11/2025		
19544	ØSTRE TOTEN	05/05/1972	Active	24	1	0	4.35%	24		4	N	None	N	12/2025		
19545	ØYER-TRETEN	05/25/1973	Active	23	1	1	0.00%	21	29	0	Y	4	R	01/2026		
19546	RENA	04/06/1970	Active	27	1	0	3.85%	25		3	Y			11/2025		
33559	RINGEBU-FÅVANG	03/22/1977	Active	33	2	0	6.45%	31		0	Y	2	R	12/2025		
19547	RINGSAKER	02/11/1966	Active	44	5	5	0.00%	41	15	0	Y		N	01/2026		
43639	RINGSAKER NORD	03/06/1984	Active	13	0	0	0.00%	12		10	N	2	R	09/2025		
33964	ROMEDAL	05/27/1977	Active	27	0	0	0.00%	29		9	Y	2	R	12/2025		
42300	SKODJE	02/14/1983	Active	29	2	2	0.00%	28	23	0	N	3		01/2026		
37742	SØR-FRON	11/30/1979	Active	18	0	0	0.00%	16		2	N	4	R	01/2026		
19549	STANGE	12/10/1969	Active	21	0	3	-12.50%	24	30	2	Y	2	N	10/2025		
19550	STOR-ELVDAL	04/28/1970	Active	30	0	1	-3.23%	30	51	4	Y		N	10/2025		
46056	STORHAMAR	04/22/1986	Active	21	1	2	-4.55%	25	21	0	Y		N	08/2025		
Exc Award (06/30/2024)																
38659	STRANDA	06/18/1980	Active	26	1	0	4.00%	23		0	Y	2	N	11/2025		
88633	STRANDA/EMBLA	06/14/2005	Active	27	4	0	17.39%	23		2	Y			01/2026		
19599	STRYN	04/18/1966	Active	30	1	1	0.00%	31	15	3	Y		N	01/2026		\$100.00
29507	SULA	06/07/1974	Active	15	0	1	-6.25%	17	41	0	Y			01/2026		
41524	SYKKYLVEN	06/22/1982	Active	48	0	0	0.00%	48		0	Y	3	R	01/2026		\$140.00
61871	SYKKYLVEN/SIGTUNA	05/03/1999	Active	35	1	0	2.94%	35		0	Y		N	10/2025		
64828	TOTN	12/05/2001	Active	19	0	0	0.00%	19		3	Y	2	N	01/2026		
29224	TYNSET	04/30/1974	Active	29	5	1	16.00%	24	11	0	N		N	01/2026		
19696	ULLENSAKER	11/22/1968	Active	27	1	1	0.00%	26	2	0	Y	2	N	01/2026		



Club Health Assessment for District 104 B through January 2026

			Status	Membership						Reports				Finance	LCIF	
Club Number	Club Name	Charter Date	Times in Status Quo in Past 2 Years	Current Member Count **	YTD Members Added	YTD Members Dropped	YTD Net Growth% ***	Member Count 1 Year Ago	Dropped Members Avg.Length of Service	Months Since Membership Update	Current Officers Reported ****	Current President Repeated Term	VP Reported *****	Last Date Reported Service (mm/yyyy)	Account Balance	YTD Donations
41530	ULLENSAKER/KLØFTA	06/15/1982	Active	20	1	1	0.00%	19	1	0	Y	2		12/2025		
51624	ULSTEIN-HAREID	05/02/1991	Active	21	6	0	40.00%	14		0	Y	2	R	01/2026		
19558	VALDRES	08/11/1965	Active	14	0	1	-6.67%	16	11	4	Y		N	01/2026		
49543	VÅLER I SOLØR	05/25/1989	Active	15	0	1	-6.25%	12	36	3	Y	2	R	11/2025		
42432	VALLDAL	03/02/1983	Active	13	0	2	-13.33%	17	31	3	Y		N	11/2025		
19557	VANG	04/30/1973	Active	26	0	1	-3.70%	27	21	0	Y			11/2025		
32427	VESTRE TOTEN	06/16/1976	Active	31	0	1	-3.13%	30	7	2	Y			12/2025		\$2,000.02
36334	VOLDA	12/04/1978	Active	15	0	0	0.00%	15		4	Y	5		01/2026		

Clubs Cancelled Previous Fiscal Year – Clubs Cancelled within last 12 months may be reinstated

Club Number	Club Name	Charter Date	Current Status*	Cancellation Date
32101	KRISTIANSUND	04/26/1976	Cancelled(7*)	06/29/2025
19539	NORDRE LAND	03/14/1972	Cancelled(6*)	06/29/2025

Current Total Clubs Count	YTD New Clubs Count	YTD Cancelled Clubs Count	YTD Net Club Gain	Current Total Members Count	YTD Add	YTD Drop	YTD Net Growth	YTD Net Growth %	Member Count 12 Months Ago	Average Member Count Per Club	% of Clubs with less than 20 members	% No Officer Report in 12 Months	% of Clubs with balance 90+ days	Number of Clubs in Status Quo	% Status Quo Clubs in Financial Suspension	Number of Cancelled Clubs	Average Cancelled Club Age	Members Lost Due to Cancellation	% of Clubs Cancelled for Non-Financial Reasons
60	0	2	-2	1,525	72	80	-8	-0.52%	1,543	25	28%	0%	3%	0	0%	2	97	4	100%

* - P - Priority Club. Cancellation Reasons: 1-Objectives/conduct, 2-Non-active club, 5-Non-existing club, 6-Disbanding, 7-Merger, 8-Financial Suspension, 9-District/Multiple District Dues.

** Red denotes below 15 active members.

*** Red denotes 20% + loss.

**** Y - all 3 (President, Secretary, Treasurer) club officers reported, N - not all 3 reported.

***** Abbreviation: N-New, IP-Immediate Past, R-Repeat.




Club Health Assessment for District 104 C through January 2026

			Status	Membership					Reports				Finance		LCIF	
Club Number	Club Name	Charter Date	Times in Status Quo in Past 2 Years	Current Member Count **	YTD Members Added	YTD Members Dropped	YTD Net Growth% ***	Member Count 1 Year Ago	Dropped Members Avg.Length of Service	Months Since Membership Update	Current Officers Reported ****	Current President Repeated Term	VP Reported *****	Last Date Reported Service (mm/yyyy)	Account Balance	YTD Donations
Clubs more than two years old																
19560	ARNA	11/13/1970	Active	11	0	0	0.00%	11		18	Y		IP	04/2023		
19562	ASKØY	03/08/1967	Active	28	0	0	0.00%	25		7	Y		N	02/2024		
31071	AUSTEVOLL	07/01/1975	Active	26	2	0	8.33%	24		4	N	None		01/2026	90+ Days	
19565	BERGEN	05/23/1951	Active	10	0	0	0.00%	1		11	N	None				
19561	BERGEN ÅSANE	07/01/1966	Active	28	5	0	21.74%	23		0	Y					
88725	BERGEN STUDENT	06/23/2005	Active	65	60	1	983.33%	6	16	0	Y			06/2023		
19566	BERGEN/BERGENHUS	09/14/1966	Active	14	0	0	0.00%	14		7	N	None	N	01/2026		
28228	BERGEN/LØVSTAKKEN	03/22/1974	Active	17	2	1	6.25%	16	2	0	Y	2	N	06/2025		
41526	BERGEN/VEST	06/11/1982	Active	38	0	0	0.00%	38		5	Y		N	09/2025		
38173	BJERKREIM	03/21/1980	Active	24	2	0	9.09%	22		2	Y		R	01/2026		
19569	BRYNE	04/21/1965	Active	14	3	1	16.67%	13	10	1	Y			04/2024		
19570	EGERSUND	02/09/1966	Active	40	2	0	5.26%	38		2	Y			04/2018		
31466	ETNE	12/03/1975	Active	27	0	0	0.00%	27		4	Y			03/2023		
19571	FANA	01/09/1963	Cancelled(6*)	0	0	14	-100.00%	14	21	0	N	None		06/2024		
19572	FANA VEST	05/25/1973	Active	24	2	2	0.00%	24	5	0	N			06/2025		\$2,040.00
19573	FJALER	05/04/1971	Active	21	0	0	0.00%	22		7	N	None		06/2025		
19574	FØRDE	04/01/1971	Active	25	1	1	0.00%	25	10	0	Y	2	R	01/2026		
39553	FUSA	03/17/1981	Active	32	0	1	-3.03%	33	40	2	Y	2	N	12/2025		\$350.00
35784	HÅ	06/20/1978	Active	36	0	2	-5.26%	37	6	1	N	2	N	06/2025		
32228	HALSNØY	05/05/1976	Active	10	0	0	0.00%	10		18	N	None		10/2021		
19576	HAUGESUND	11/11/1966	Active	38	2	6	-9.52%	46	15	0	Y		N	09/2025		
47733	HAUGESUND/EDDA	09/22/1987	Active	21	2	4	-8.70%	23	19	0	Y	2	N	01/2026		
35596	HJELMELAND	05/22/1978	Active	15	2	0	15.38%	14		0	Y		N	10/2025		
118074	JAEREN	10/31/2012	Active	24	2	1	4.35%	19	13	0	Y		N	01/2026		
Exc Award (06/30/2018)																
118830	KARMØY VEST	02/25/2013	Active(1)	44	2	0	4.76%	41		3	Y	4	R	01/2026	90+ Days	
19577	KARMSUND	05/04/1970	Active	23	0	3	-11.54%	27	13	0	N		N	05/2025		



Club Health Assessment for District 104 C through January 2026

			Status	Membership						Reports				Finance	LCIF	
Club Number	Club Name	Charter Date	Times in Status Quo in Past 2 Years	Current Member Count **	YTD Members Added	YTD Members Dropped	YTD Net Growth% ***	Member Count 1 Year Ago	Dropped Members Avg.Length of Service	Months Since Membership Update	Current Officers Reported ****	Current President Repeated Term	VP Reported *****	Last Date Reported Service (mm/yyyy)	Account Balance	YTD Donations
36588	KLEPP	02/21/1979	Active	15	2	0	15.38%	15		0	Y		N	01/2026	90+ Days	
19580	LAKSEVÅG	05/02/1966	Active	15	0	1	-6.25%	17	45	1	Y		N	10/2025		
37361	LINDÅS	06/19/1979	Active	11	1	3	-15.38%	13	11	0	N	None		10/2023		
31467	LUSTER	12/22/1975	Active	8	0	0	0.00%	8		18	Y	9		08/2017		
19583	MOI	12/18/1973	Active	7	0	0	0.00%	7		18	Y	4				
19585	NORHEIMSUND	02/11/1968	Active	26	1	2	-3.70%	29	23	3	Y			01/2026		
19587	OS	04/16/1969	Active	22	0	2	-8.33%	25	47	1	Y		N	05/2025		
37248	OSTERØY	06/19/1979	Active	14	0	1	-6.67%	16	1	3	N	None		01/2026		\$50.00
40528	RADØY	11/20/1981	Active	12	0	1	-7.69%	14	30	6	Y	6		02/2024		
30607	RANDABERG	04/11/1975	Active	21	1	1	0.00%	23	50	2	Y	2	R	01/2025		\$999.93
35209	SAMNANGER	03/30/1978	Active	12	0	0	0.00%	12		18	Y	4	R	01/2026		
19589	SANDNES	01/19/1965	Active	26	2	1	4.00%	25	15	2	Y		N	12/2025		
38073	SANDNES/GANDDAL	02/15/1980	Active	34	0	1	-2.86%	35	46	1	Y	2		12/2025		
Exc Award (06/30/2019)																
44301	SANDNES/RISKA	10/29/1984	Active	25	3	2	4.17%	23	13	2	Y		R	12/2025		
19591	SKUDENESHAVN	12/03/1965	Active	54	0	2	-3.57%	55	43	3	Y		N	01/2026		
19592	SOGNDAL	11/02/1963	Active	26	0	0	0.00%	26		2	Y	2	R	06/2025		
19593	SOKNDAL	04/30/1973	Active(1)	10	0	0	0.00%	0		8	N	None				
19594	SOLA	06/08/1966	Active	11	0	0	0.00%	11		1	Y	2	R	01/2026	\$1,000.02	
46844	SOLA/TANANGER	01/20/1987	Active	28	10	4	27.27%	22	1	1	Y			01/2026	\$1,000.00	
19595	SOTRA	03/18/1971	Active	19	0	0	0.00%	20		2	N	None		10/2021		
19596	STAVANGER	09/23/1959	Active	24	2	2	0.00%	24	36	0	Y	2	N	01/2026	\$1,000.00	
50034	STAVANGER/GYDA	12/18/1989	Active	17	0	1	-5.56%	18	3	3	N	None		10/2025		
38324	STAVANGER/HAFRSFJORD	04/29/1980	Active	20	2	0	11.11%	18		1	Y		N	11/2025		
32326	STAVANGER/HARALD HÅRFAGRE	05/28/1976	Active	27	2	2	0.00%	28	10	0	N		N	06/2025		
35598	STAVANGER/HINNA	05/02/1978	Active	24	1	1	0.00%	25	2	0	Y	2	N	01/2026		
58626	STAVANGER/JÅTTEN	08/06/1996	Active	16	0	1	-5.88%	18	2	1	Y		N	12/2024		
36234	STAVANGER/ØYANE	11/14/1978	Active	33	1	0	3.13%	32		0	Y		N	05/2025		



Club Health Assessment for District 104 C through January 2026

INTERNATIONAL

			Status	Membership						Reports				Finance	LCIF	
Club Number	Club Name	Charter Date	Times in Status Quo in Past 2 Years	Current Member Count **	YTD Members Added	YTD Members Dropped	YTD Net Growth***	Member Count 1 Year Ago	Dropped Members Avg.Length of Service	Months Since Membership Update	Current Officers Reported ****	Current President Repeated Term	VP Reported *****	Last Date Reported Service (mm/yyyy)	Account Balance	YTD Donations
34117	STAVANGER/TASTA	06/24/1977	Active	13	0	0	0.00%	13		15	Y	5		01/2026		
19598	STORD-FITJAR	10/14/1969	Active	24	1	3	-7.69%	28	29	2	N	None		12/2021	90+ Days	
33352	STRAND	02/18/1977	Active	17	0	0	0.00%	20		7	N	None		02/2025		
29132	STRANDEBARM	04/08/1974	Active	27	0	3	-10.00%	30	6	3	N	14	N	12/2025		
36649	SVEIO	02/27/1979	Active	18	1	2	-5.26%	18	17	1	Y	2	N	11/2025		
35785	TYSVÆR	06/20/1978	Active	31	0	2	-6.06%	34	43	0	N	None	N	05/2025		
38074	ULLENSVANG	02/26/1980	Active	15	0	0	0.00%	15		10	N	None		01/2026		
19600	ULVIK	12/21/1972	Active	19	0	0	0.00%	20		2	Y		N			
19601	VIK	02/25/1971	Active	11	1	2	-8.33%	12	30	0	Y	12	R	06/2023		
29298	VINDAFJORD	05/08/1974	Active	22	2	5	-12.00%	25	23	0	Y		N	12/2025		
19602	VOSS	12/08/1965	Active(2)	4	0	0	0.00%	5		7	N	None				

Clubs Cancelled Previous Fiscal Year – Clubs Cancelled within last 12 months may be reinstated

Club Number	Club Name	Charter Date	Current Status*	Cancellation Date
19586	ODDA	02/05/1971	Cancelled(6*)	07/29/2024
30966	SKÅNEVIK	06/30/1975	Cancelled(6*)	08/29/2024
37845	SKJOLD OG VIKEBYGD	12/10/1979	Cancelled(6*)	08/29/2024

Current Total Clubs Count	YTD New Clubs Count	YTD Cancelled Clubs Count	YTD Net Club Gain	Current Total Members Count	YTD Add	YTD Drop	YTD Net Growth	YTD Net Growth %	Member Count 12 Months Ago	Average Member Count Per Club	% of Clubs with less than 20 members	% No Officer Report in 12 Months	% of Clubs with balance 90+ days	Number of Clubs in Status Quo	% Status Quo Clubs in Financial Suspension	Number of Cancelled Clubs	Average Cancelled Club Age	Members Lost Due to Cancellation	% of Clubs Cancelled for Non-Financial Reasons
63	0	1	-1	1,413	122	82	40	2.91%	1,372	22	43%	6%	6%	0	0%	1	210	14	100%

* - P - Priority Club. Cancellation Reasons: 1-Objectives/conduct, 2-Non-active club, 5-Non-existing club, 6-Disbanding, 7-Merger, 8-Financial Suspension, 9-District/Multiple District Dues.

** Red denotes below 15 active members.

*** Red denotes 20% + loss.

**** Y - all 3 (President, Secretary, Treasurer) club officers reported, N - not all 3 reported.

***** Abbreviation: N-New, IP-Immediate Past, R-Repeat.




Club Health Assessment for District 104 D through January 2026

			Status	Membership						Reports				Finance	LCIF	
Club Number	Club Name	Charter Date	Times in Status Quo in Past 2 Years	Current Member Count **	YTD Members Added	YTD Members Dropped	YTD Net Growth% ***	Member Count 1 Year Ago	Dropped Members Avg.Length of Service	Months Since Membership Update	Current Officers Reported ****	Current President Repeated Term	VP Reported *****	Last Date Reported Service (mm/yyyy)	Account Balance	YTD Donations
Clubs more than two years old																
55149	ÅDAL	12/20/1993	Active	25	0	1	-3.85%	26	2	1	Y		N	09/2025		
19603	ÅL	03/31/1967	Active	36	1	0	2.86%	34		3	Y	2	R	01/2026		
36909	ANDEBU	04/12/1979	Active	24	0	1	-4.00%	26	17	6	Y		N	03/2025		
51917	ARENDAL/TYHOLMEN	07/19/1991	Active	23	3	1	9.52%	21	12	2	Y			01/2026		
19649	ASKER	02/14/1958	Active	29	2	3	-3.33%	31	22	0	Y	3	R	10/2025	90+ Days	
19605	BØ	04/09/1969	Active	17	0	0	0.00%	16		5	Y	2		01/2026		
19650	BORGEN	12/10/1973	Active	9	0	1	-10.00%	11	42	3	Y		N	01/2026		
30964	BORRE	06/30/1975	Active	24	0	1	-4.00%	25	27	3	N	None	R	01/2026		
19606	BREVIK/BAMBLE	01/24/1968	Active	11	0	1	-8.33%	14	58	1	Y	3				
19608	DRAMMEN VEST	10/20/1970	Active	16	1	0	6.67%	18		0	Y	7		06/2025		
36479	DRAMMEN/KONNERUD	01/09/1979	Active	5	0	0	0.00%	5		11	N	None				
19609	DRANGEDAL	09/23/1970	Active(1)	9	0	0	0.00%	8		7	Y	8	R	02/2022		
19610	FARSUND	03/06/1970	Active	23	1	1	0.00%	21	39	0	Y			12/2023		
19612	FLEKKEFJORD	03/11/1969	Active	21	1	1	0.00%	21	34	0	Y		N			
43245	FLESBERG	12/05/1983	Active	28	1	0	3.70%	27		1	Y		N	01/2025		
42560	FROLAND	04/12/1983	Active	15	0	0	0.00%	15		12	Y	3	R	01/2026		
19614	GOL	05/25/1973	Active	21	5	0	31.25%	14		1	Y		N	12/2025		
32814	GREIPSTAD	10/14/1976	Active	26	2	1	4.00%	25	17	2	Y		N	01/2026		
19615	GRIMSTAD	04/02/1965	Active	18	0	0	0.00%	19		7	Y	2	R	02/2025		
34867	HAUGSBYGD	12/27/1977	Active	18	1	0	5.88%	18		0	Y	4	R	04/2018		
29133	HEGGEDAL	04/04/1974	Active	10	0	3	-23.08%	11	7	1	Y	2		06/2023		
30181	HEMSEDAL	01/24/1975	Active	24	1	1	0.00%	24	4	2	Y		N	01/2026		
44450	HERADSBYGDA	12/27/1984	Active	14	2	0	16.67%	12		0	Y		N	10/2025		\$540.00
45419	HISØY	10/07/1985	Active	21	2	1	5.00%	18	6	0	Y	2	R	01/2026		
30965	HOF I VESTFOLD	06/30/1975	Active	20	0	2	-9.09%	22	21	3	Y		R	10/2025		
19617	HOL	12/21/1972	Active	30	3	1	7.14%	29	33	4	Y		N		90+ Days	
30054	HOLE	12/23/1974	Active	24	1	0	4.35%	22		0	N		N	01/2026	90+ Days	




Club Health Assessment for District 104 D through January 2026

			Status	Membership						Reports				Finance	LCIF	
Club Number	Club Name	Charter Date	Times in Status Quo in Past 2 Years	Current Member Count **	YTD Members Added	YTD Members Dropped	YTD Net Growth% ***	Member Count 1 Year Ago	Dropped Members Avg.Length of Service	Months Since Membership Update	Current Officers Reported ****	Current President Repeated Term	VP Reported *****	Last Date Reported Service (mm/yyyy)	Account Balance	YTD Donations
19707	HOLMESTRAND	02/02/1970	Active	19	1	0	5.56%	17		1	Y	2		12/2025	90+ Days	
19616	HØNEFOSS	10/21/1970	Active	23	0	0	0.00%	23		0	Y	3	N	01/2026		
19709	HORTEN	03/14/1963	Active	12	2	0	20.00%	10		0	Y	2	R	01/2026		
19618	HURUM	02/09/1966	Active	16	0	0	0.00%	16		0	Y	2		10/2025		
19619	KONGSBERG	02/18/1965	Active	29	3	0	11.54%	26		2	Y		R	10/2017		
49312	KONGSBERG SYD	03/15/1989	Active	27	1	2	-3.57%	27	25	0	N		N	02/2024		
42087	KONGSBERG VEST	12/31/1982	Active	15	1	4	-16.67%	19	29	0	Y	4	N	01/2026		
19622	KRISTIANSAND	04/26/1972	Active	20	1	1	0.00%	19	1	0	Y	2	N	06/2025		
41036	KRISTIANSAND/TVEIT	03/09/1982	Active	33	1	1	0.00%	32	38	1	Y		R	01/2026		
19712	LARVIK	02/25/1965	Active	37	24	3	131.25%	17	10	0	Y		R	01/2025		
49311	LARVIK/FARRIS	03/15/1989	Cancelled(6*)	0	0	24	-100.00%	24	16	6	N	None		12/2024		
Exc Award (06/30/2018)																
19624	LIER	10/16/1958	Active	29	1	4	-9.38%	20	33	0	Y		N	01/2026		
19626	LILLESAND	02/09/1966	Active	38	1	0	2.70%	39		2	Y		N	06/2025		
19628	MANDAL	01/24/1967	Active	40	3	2	2.56%	39	6	2	Y		N	12/2025		
19629	MODUM	01/18/1967	Active	16	0	0	0.00%	17		2	Y	2		03/2025		
19630	MOLAND	09/28/1966	Active	26	2	0	8.33%	23		0	Y		R	02/2025		
19663	NESBRU-HVALSTAD	03/04/1965	Cancelled(6*)	0	0	0	0.00%	17		7	N	None		06/2022		
29299	NESBYEN	05/07/1974	Active	21	0	0	0.00%	21		13	Y			02/2024		
19632	NOME	02/10/1971	Active	11	0	3	-21.43%	12	28	0	Y		IP	10/2025		
19633	NOTODDEN	11/18/1960	Active	52	5	1	8.33%	51	45	0	Y		R	01/2026	90+ Days	\$100.00
Exc Award (06/30/2023)																
64208	NOTODDEN/TELEROSA	04/23/2001	Active	38	1	0	2.70%	37		0	Y	3	R	01/2026		
19634	ØVRE EIKER	05/09/1968	Active	32	1	0	3.23%	32		1	Y		N	06/2025		
19635	PORSGRUNN	02/04/1959	Active	24	2	0	9.09%	22		2	N	3		05/2025		\$248.94
62773	RINGERIKE/VEIGIN	02/10/2000	Active	15	0	0	0.00%	15		18	Y	2	R	08/2025		
19637	RISØR	10/11/1967	Active	15	0	1	-6.25%	18	3	2	Y		R	10/2025		
19638	RJUKAN	02/16/1971	Active	35	5	0	16.67%	30		1	Y	9		10/2025		
36480	RØYKEN ØST	01/09/1979	Active	12	0	2	-14.29%	15	23	0	Y	3	R	03/2025		



Club Health Assessment for District 104 D through January 2026

			Status	Membership						Reports				Finance	LCIF	
Club Number	Club Name	Charter Date	Times in Status Quo in Past 2 Years	Current Member Count **	YTD Members Added	YTD Members Dropped	YTD Net Growth***	Member Count 1 Year Ago	Dropped Members Avg.Length of Service	Months Since Membership Update	Current Officers Reported ****	Current President Repeated Term	VP Reported *****	Last Date Reported Service (mm/yyyy)	Account Balance	YTD Donations
48822	RØYKEN/MYRAHVARF	07/15/1988	Active	17	1	3	-10.53%	20	15	0	Y		N	09/2025		
29509	SANDE	06/20/1974	Active	17	1	1	0.00%	17	7	1	Y	2	N	01/2026		
19723	SANDEFJORD	04/30/1965	Active	28	0	2	-6.67%	28	8	0	Y		N	04/2025		
52634	SANDEFJORD/HJERTNES	03/12/1992	Active	29	3	1	7.41%	27	4	1	N		N	05/2025		\$70.00
33718	SAUHERAD	04/05/1977	Active	10	0	1	-9.09%	11	13	0	Y	3	R	12/2025		
19640	SIGDAL	01/15/1968	Active	31	1	0	3.33%	30		0	N		N	05/2025	90+ Days	\$1,020.00
19643	SØGNE	05/09/1972	Active	17	0	3	-15.00%	20	11	0	Y		N	01/2026		
33043	SOKNA	11/22/1976	Active	20	1	0	5.26%	20		0	Y		N	01/2026		
19729	STOKKE/VEAR	02/19/1971	Active	16	1	2	-5.88%	17	12	0	Y	2		01/2026	90+ Days	
41361	SVELVIK	05/18/1982	Active	19	2	0	11.76%	19		3	Y	8		01/2026		
19730	TJØME	02/19/1968	Active	9	0	0	0.00%	9		12	Y		R	03/2022		
19731	TØNSBERG	05/10/1954	Active	23	3	0	15.00%	21		0	Y	3	R	08/2025		\$70.00
19725	TØNSBERG/SEM	04/07/1970	Active	25	0	2	-7.41%	28	38	0	Y		N	12/2025		
19644	TROMØY	11/27/1972	Active	52	2	0	4.00%	50		0	Y	2	N	01/2026	90+ Days	
19645	TVEDESTRAND	11/18/1968	Active	31	3	1	6.90%	29	53	0	Y		N	01/2026		
19646	TYRISTRAND	03/16/1971	Active	21	0	0	0.00%	21		0	Y		N			
32642	VASSFARET	07/19/1976	Active	25	1	1	0.00%	25	44	3	Y		N	01/2022		
33353	VEGARSHEI	02/03/1977	Active	20	3	0	17.65%	16		0	Y		N	06/2025	90+ Days	


Clubs Cancelled Previous Fiscal Year – Clubs Cancelled within last 12 months may be reinstated

Club Number	Club Name	Charter Date	Current Status*	Cancellation Date
19604	ARENDAL	06/19/1959	Cancelled(6*)	12/30/2024
50154	FEVIK	02/02/1990	Cancelled(6*)	06/29/2025

Current Total Clubs Count	YTD New Clubs Count	YTD Cancelled Clubs Count	YTD Net Club Gain	Current Total Members Count	YTD Add	YTD Drop	YTD Net Growth	YTD Net Growth %	Member Count 12 Months Ago	Average Member Count Per Club	% of Clubs with less than 20 members	% No Officer Report in 12 Months	% of Clubs with balance 90+ days	Number of Clubs in Status Quo	% Status Quo Clubs in Financial Suspension	Number of Cancelled Clubs	Average Cancelled Club Age	Members Lost Due to Cancellation	% of Clubs Cancelled for Non-Financial Reasons
70	0	2	-2	1,586	104	85	19	1.21%	1,579	23	39%	0%	11%	0	0%	2	99	24	100%



Club Health Assessment for District 104 D through January 2026

																
Club Number	Club Name	Charter Date	Status	Membership					Reports				Finance	LCIF		
			Times in Status Quo in Past 2 Years	Current Member Count **	YTD Members Added	YTD Members Dropped	YTD Net Growth% ***	Member Count 1 Year Ago	Dropped Members Avg.Length of Service	Months Since Membership Update	Current Officers Reported ****	Current President Repeated Term	VP Reported *****	Last Date Reported Service (mm/yyyy)	Account Balance	YTD Donations

* - P - Priority Club. Cancellation Reasons: 1-Objectives/conduct, 2-Non-active club, 5-Non-existing club, 6-Disbanding, 7-Merger, 8-Financial Suspension, 9-District/Multiple District Dues.

** Red denotes below 15 active members.

*** Red denotes 20% + loss.

**** Y - all 3 (President, Secretary, Treasurer) club officers reported, N - not all 3 reported.

***** Abbreviation: N-New, IP-Immediate Past, R-Repeat.




Club Health Assessment for District 104 E through January 2026

			Status	Membership						Reports				Finance	LCIF	
Club Number	Club Name	Charter Date	Times in Status Quo in Past 2 Years	Current Member Count **	YTD Members Added	YTD Members Dropped	YTD Net Growth% ***	Member Count 1 Year Ago	Dropped Members Avg.Length of Service	Months Since Membership Update	Current Officers Reported ****	Current President Repeated Term	VP Reported *****	Last Date Reported Service (mm/yyyy)	Account Balance	YTD Donations
Clubs more than two years old																
19698	AREMARK	12/09/1969	Active	16	0	0	0.00%	17		7	Y					
19697	ÅS	03/19/1965	Active	39	3	2	2.63%	34	11	0	Y	2	N	01/2026		
46167	ÅS NORDBY	05/02/1986	Active	2	0	0	0.00%	2		18	N			02/2022		
87986	ÅS/EIKA	05/05/2005	Active	34	0	0	0.00%	35		2	Y		N	01/2026		
19700	AURSKOG-HØLAND	04/23/1968	Active	35	1	0	2.94%	35		0	Y	2	N	04/2022		
29300	BÆRUM VEST	05/16/1974	Active	39	3	3	0.00%	38	10	1	Y		N	06/2025		
45907	BÆRUMS VERK-LOMMEDALEN	03/24/1986	Active	22	3	1	10.00%	20	17	0	Y		N	01/2026		
19651	BEKKESTUA	03/15/1965	Active	12	0	8	-40.00%	21	26	0	Y			12/2025		
19667	BERG	03/26/1973	Active	28	1	0	3.70%	28		3	Y		N	04/2025		
48211	BORG	03/01/1988	Active	27	0	0	0.00%	28		8	Y	2	N	10/2025		
19701	BORGE	03/09/1970	Active	15	0	4	-21.05%	20	23	0	Y	7	R	01/2026		
19702	DRØBAK	03/21/1957	Active	50	2	0	4.17%	47		0	Y		N	01/2026		
Exc Award (06/30/2023, 06/30/2024)																
19655	EIKSMARKA-HOSLE	05/05/1958	Active	29	0	0	0.00%	29		5	Y		N	01/2026		
19703	ENEBAKK	05/21/1968	Active	26	0	0	0.00%	26		10	Y	2	N	01/2026		
46845	FET	01/12/1987	Active	20	0	0	0.00%	19		7	Y		N	01/2026		
19704	FREDRIKSTAD	05/18/1954	Active	21	0	3	-12.50%	23	12	4	Y	6	R	05/2023		\$1,005.75
122653	Fredrikstad Sorgenfri	06/27/2014	Active	9	0	4	-30.77%	13	5	0	Y			12/2023		
Exc Award (06/30/2016)																
43638	FREDRIKSTAD/GLEMMEN	03/12/1984	Active(1)	39	4	0	11.43%	34		0	Y		N	01/2026		
41529	FROGNER	06/29/1982	Active	33	4	1	10.00%	33	0	0	N			05/2025		
Exc Award (06/30/2023, 06/30/2024)																
39633	GREÅKER	03/30/1981	Active	26	3	0	13.04%	19		3	Y		R	06/2023		
19705	HALDEN	02/14/1955	Active	33	2	1	3.13%	32	2	0	Y		N	01/2026		
19708	HOBØL	05/11/1970	Active	27	1	2	-3.57%	30	10	3	Y		N	12/2025		
19710	HVALER	06/07/1972	Active	26	2	6	-13.33%	30	9	0	Y		R	10/2025		\$1,963.30
19659	KOLSÅS- RYKKIN	03/16/1965	Active	29	0	3	-9.38%	32	16	0	Y	2	R	09/2022		\$2,000.00



Club Health Assessment for District 104 E through January 2026

			Status	Membership						Reports				Finance		LCIF
Club Number	Club Name	Charter Date	Times in Status Quo in Past 2 Years	Current Member Count **	YTD Members Added	YTD Members Dropped	YTD Net Growth% ***	Member Count 1 Year Ago	Dropped Members Avg.Length of Service	Months Since Membership Update	Current Officers Reported ****	Current President Repeated Term	VP Reported *****	Last Date Reported Service (mm/yyyy)	Account Balance	YTD Donations
19711	KRÅKERØY	04/17/1973	Active	33	1	0	3.13%	27		0	Y		N	12/2025	90+ Days	\$50.00
34038	LANGHUS-SIGGERUD	06/14/1977	Active	37	2	1	2.78%	35	15	0	Y	2	R	12/2025		
19660	LILLESTRØM	05/25/1965	Active	22	1	2	-4.35%	23	5	0	Y			06/2023		
19662	LØRENSKOG	05/19/1970	Active	20	2	0	11.11%	18		0	N			01/2026		
56604	LØRENSKOG/FJELLHAMAR	03/06/1995	Active	35	0	1	-2.78%	36	6	4	Y		N	01/2026		
39061	LØRENSKOG/ØST	11/26/1980	Active	23	1	2	-4.17%	26	22	0	Y			01/2026		
43507	LØRENSKOG/VEST	02/14/1984	Active	18	0	0	0.00%	18		0	Y		IP	01/2026		
Exc Award (06/30/2018)																
19713	MARKER	01/20/1965	Active	26	0	0	0.00%	25		0	Y			01/2026		
19714	MOSS	01/12/1962	Active	24	0	1	-4.00%	25	20	4	Y	2		10/2024		
19715	MYSEN	01/16/1968	Active	30	1	1	0.00%	28	0	0	Y		N	06/2025		
19716	NESODDEN	03/17/1966	Active	32	1	2	-3.03%	32	12	1	Y	3	N	12/2025		
19665	NITTEDAL	01/12/1971	Active	13	1	1	0.00%	15	8	0	Y	2		02/2024		
19718	ONSØY	03/25/1968	Active	12	0	0	0.00%	11		11	Y	2	R	05/2023		
19719	OPPEGÅRD	09/26/1963	Active	23	1	1	0.00%	24	6	1	Y	2	R	12/2025		
19666	OSLO/	05/11/1949	Active	8	0	0	0.00%	8		13	Y	4		06/2024		
19670	OSLO/BEKKELAGET	01/14/1965	Active	31	0	6	-16.22%	35	10	0	Y		N	01/2026		
19687	OSLO/BJERKE	03/16/1973	Active	15	0	3	-16.67%	18	23	0	Y	2	R	01/2026		
19673	OSLO/BØLER	05/15/1968	Active	5	0	0	0.00%	5		1	Y	5		01/2026		
19653	OSLO/BRYN	05/10/1962	Active	22	0	0	0.00%	22		0	Y		N	01/2026		
19675	OSLO/BYGDØY	05/02/1957	Active	40	1	1	0.00%	40	10	0	Y			04/2022		
19672	OSLO/EKEBERG	04/06/1970	Active	23	4	5	-4.17%	24	41	0	Y		N	12/2024		
19695	OSLO/GREFSEN	04/21/1960	Active	16	0	1	-5.88%	17	20	1	Y		R	06/2025		
Exc Award (06/30/2016)																
19686	OSLO/GRORUD	03/02/1970	Active	14	1	3	-12.50%	17	16	1	Y	2	R	04/2024		
49968	OSLO/GRÜNERLØKKA	11/14/1989	Active	6	0	0	0.00%	6		17	N	None				
19674	OSLO/HAUKETO	01/13/1969	Cancelled(6*)	0	0	12	-100.00%	13	14	1	Y	14		05/2023		
19669	OSLO/HØYBRATEN	10/06/1972	Active	35	4	3	2.94%	34	30	1	Y		N	03/2024		
29964	OSLO/LILLEAKER	11/22/1974	Active	41	4	3	2.50%	41	11	0	Y		N	02/2022	90+ Days	



Club Health Assessment for District 104 E through January 2026

			Status	Membership						Reports				Finance	LCIF	
Club Number	Club Name	Charter Date	Times in Status Quo in Past 2 Years	Current Member Count **	YTD Members Added	YTD Members Dropped	YTD Net Growth% ***	Member Count 1 Year Ago	Dropped Members Avg.Length of Service	Months Since Membership Update	Current Officers Reported ****	Current President Repeated Term	VP Reported *****	Last Date Reported Service (mm/yyyy)	Account Balance	YTD Donations
60703	OSLO/MAUD	04/27/1998	Active	21	1	1	0.00%	20	24	0	Y		N	01/2026	90+ Days	\$10.00
19679	OSLO/NORDBERG	02/11/1965	Cancelled(8*)	0	0	20	-100.00%	19	17	2	N	None		02/2022	90+ Days	
19680	OSLO/NORDSTRAND	04/21/1959	Active	44	6	4	4.76%	45	25	0	Y	2	R	06/2025		
19681	OSLO/ORMSUND	08/10/1965	Active	20	0	1	-4.76%	20	10	1	Y		N	01/2026		\$250.00
19683	OSLO/RØA	04/25/1961	Active	8	0	0	0.00%	8		12	Y		N	02/2022		
31861	OSLO/RUSTAD	03/17/1976	Active	10	0	2	-16.67%	12	4	1	Y		N	01/2026		
19691	OSLO/SLEMDAL	10/26/1961	Active	33	2	2	0.00%	34	15	1	Y		N	05/2025	90+ Days	
30606	OSLO/STOVNER	04/11/1975	Active	5	0	0	0.00%	5		18	Y	5	R	03/2025		
19688	OSLO/TVEITA-VÅLERENGA	09/15/1970	Active	8	0	2	-20.00%	12	11	1	Y			04/2023		
32963	RÆLINGEN	11/04/1976	Active	15	0	0	0.00%	15		8	N	None	R	01/2024		
19721	RAKKESTAD	04/25/1963	Active	50	0	0	0.00%	50		0	Y		N	01/2026		
30444	ROLVSØY	03/21/1975	Active	23	1	0	4.55%	19		1	Y		N	01/2024		
19722	RYGGE	05/10/1968	Active	8	0	3	-27.27%	12	15	3	Y	5		04/2024		
19724	SARPSBORG/TUNE	04/28/1960	Cancelled(6*)	0	0	1	-100.00%	4	14	6	N	None		04/2022		
19690	SKEDSMO	05/13/1970	Active	29	0	0	0.00%	29		3	Y		N	06/2025		
19726	SKI	09/20/1960	Active	27	1	2	-3.57%	29	23	1	Y			01/2026		
19727	SKIPTVET	11/24/1969	Active	21	0	4	-16.00%	23	9	0	Y			12/2025		
19728	SKJEBERG	03/28/1969	Active	35	1	0	2.94%	34		0	Y		N	10/2025		
19692	SNARØYA-FORNEBU	03/04/1971	Active	29	2	3	-3.33%	30	15	0	Y	3	R	12/2025		
19656	SØRUM	05/10/1968	Active	23	1	0	4.55%	21		3	Y	2		11/2025	90+ Days	
30164	SPYDEBERG	01/29/1975	Active	30	2	1	3.45%	30	7	0	Y		N	01/2026		
19694	STRØMMEN	04/07/1970	Active	19	0	0	0.00%	18		0	Y		N	06/2022		
34668	TRØGSTAD	11/09/1977	Active	27	0	0	0.00%	24		2	Y		N	12/2025		
19733	VÅLER	03/12/1970	Active	11	1	0	10.00%	8		2	Y	2		02/2024		
39286	VARTEIG	01/20/1981	Active	9	0	0	0.00%	8		0	Y	5		12/2025		\$1,000.02
19734	VESTBY	04/29/1966	Active	17	2	0	13.33%	18		0	Y	4		12/2025	90+ Days	



Club Health Assessment for District 104 E through January 2026

						Status		Membership					Reports				Finance		LCIF
						Times in Status Quo in Past 2 Years	Current Member Count **	YTD Members Added	YTD Members Dropped	YTD Net Growth***	Member Count 1 Year Ago	Dropped Members Avg.Length of Service	Months Since Membership Update	Current Officers Reported ****	Current President Repeated Term	VP Reported *****	Last Date Reported Service (mm/yyyy)	Account Balance	YTD Donations
Club Number	Club Name		Charter Date																
Current Total Clubs Count	YTD New Clubs Count	YTD Cancelled Clubs Count	YTD Net Club Gain	Current Total Members Count	YTD Add	YTD Drop	YTD Net Growth	Member Count 12 Months Ago	Average Member Count Per Club	% of Clubs with less than 20 members	% No Officer Report in 12 Months	% of Clubs with balance 90+ days	Number of Clubs in Status Quo	% Status Quo Clubs in Financial Suspension	Number of Cancelled Clubs	Average Cancelled Club Age	Members Lost Due to Cancellation	% of Clubs Cancelled for Non-Financial Reasons	
74	0	3	-3	1,763	74	133	-59	-3.24%	1,815	24	32%	0%	8%	0	0%	3	61	33	67%

* - P - Priority Club. Cancellation Reasons: 1-Objectives/conduct, 2-Non-active club, 5-Non-existing club, 6-Disbanding, 7-Merger, 8-Financial Suspension, 9-District/Multiple District Dues.

** Red denotes below 15 active members.

*** Red denotes 20% + loss.

**** Y - all 3 (President, Secretary, Treasurer) club officers reported, N - not all 3 reported.

***** Abbreviation: N-New, IP-Immediate Past, R-Repeat.



Club Health Assessment for District 106 A through January 2026

			Status	Membership						Reports				Finance	LCIF	
Club Number	Club Name	Charter Date	Times in Status Quo in Past 2 Years	Current Member Count **	YTD Members Added	YTD Members Dropped	YTD Net Growth% ***	Member Count 1 Year Ago	Dropped Members Avg.Length of Service	Months Since Membership Update	Current Officers Reported ****	Current President Repeated Term	VP Reported *****	Last Date Reported Service (mm/yyyy)	Account Balance	YTD Donations
Clubs more than two years old																
34314	ALLERØD	07/18/1977	Active	9	0	1	-10.00%	10	28	3	Y	2	R			
51415	AMMASSALIK	03/12/1991	Active	1	0	0	0.00%	1		15	N					
20162	BRONDBY	05/22/1964	Active	8	0	1	-11.11%	9	2	4	Y	4				
20164	COPENHAGEN	06/07/1950	Active	14	3	0	27.27%	13		2	N	None		06/2025		\$3,085.76
20171	COPENHAGEN OSTERBRO	04/21/1959	Active	7	0	3	-30.00%	11	34	1	N					
20170	COPENHAGEN VALBY	11/27/1957	Active	2	0	0	0.00%	2		2	Y	3		01/2025		
36589	DIANALUND	02/07/1979	Active	10	0	1	-9.09%	11	39	3	Y		N			
20172	DRAGOR	03/11/1964	Active	11	0	1	-8.33%	14	53	6	Y	3		12/2019		
51143	DRAGSHOLM	12/27/1990	Active	21	1	1	0.00%	21	3	0	Y	2		11/2025		
20328	EGEDAL	08/21/1972	Active	14	1	0	7.69%	12		0	Y		IP			
20306	EYSTUROY	08/22/1969	Active	12	0	0	0.00%	11		9	N	None				
20314	FREDERIKSBORG	05/07/1962	Active	20	0	2	-9.09%	18	4	0	Y	2	R			
20175	FUGLEBJERG	07/26/1973	Active	13	0	0	0.00%	13		26	N	None				
20331	FURESO	12/08/1964	Active	5	1	2	-16.67%	6	15	0	N	None	R	12/2024		
20327	GLADSAXE	03/07/1966	Active	16	0	2	-11.11%	18	31	2	Y		IP	12/2025		
20177	GREVE	09/28/1965	Active	6	0	2	-25.00%	8	23	2	Y					
20315	GRIBSKOV	04/17/1967	Active	17	3	1	13.33%	16	51	0	N	None				
20304	HALSNAES	03/01/1965	Active	21	0	1	-4.55%	8	42	5	N	None				
20174	HASLEV	09/16/1969	Active	7	0	1	-12.50%	8	41	6	N	None				\$608.94
64250	HEDELAND	05/08/2001	Active	5	0	0	0.00%	6		4	Y	10	R	08/2016		
20302	HELLERUP	11/22/1955	Active	33	5	2	10.00%	32	21	0	N		N	01/2026		\$536.51
20309	HERLEV	04/10/1962	Active	22	0	0	0.00%	24		0	N	None				
38332	HONG	04/29/1980	Active	23	3	1	9.52%	19	31	0	Y		N			
20180	HVIDOVRE	10/03/1963	Active	14	0	0	0.00%	15		0	Y	4		08/2016		
46061	ILULISSAT JACOBHAVN	04/18/1986	Active	22	0	2	-8.33%	26	2	1	Y		N			\$1,172.50
20199	ISHØJ	10/05/1971	Active	15	1	1	0.00%	16	37	0	Y	3	R	08/2016		
50090	JERNLOSE	01/08/1990	Active	13	0	0	0.00%	13		7	Y		N			



Club Health Assessment for District 106 A through January 2026

			Status	Membership						Reports				Finance		LCIF
Club Number	Club Name	Charter Date	Times in Status Quo in Past 2 Years	Current Member Count **	YTD Members Added	YTD Members Dropped	YTD Net Growth% ***	Member Count 1 Year Ago	Dropped Members Avg.Length of Service	Months Since Membership Update	Current Officers Reported ****	Current President Repeated Term	VP Reported *****	Last Date Reported Service (mm/yyyy)	Account Balance	YTD Donations
58384	JYLLINGE	06/04/1996	Active	6	0	0	0.00%	6		7	Y	5				
28230	KALUNDBORG	03/29/1974	P- Active	13	2	1	8.33%	12	4	0	Y					
35602	KARLSLUNDE	05/03/1978	Active	2	0	0	0.00%	2		11	Y	9	IP	01/2026		\$152.24
20181	KASTRUP TARNBY	03/11/1963	Active	7	0	0	0.00%	7		6	N					
35078	KLAKSVIK	02/27/1978	Active	1	0	0	0.00%	1		107	N	None				
20182	KOGE	03/09/1967	Active	17	1	0	6.25%	16		0	N	None	N			
20183	KORSOR	06/02/1967	Active	12	0	0	0.00%	12		27	Y	2	N			\$380.62
37848	LANGEBAEK	12/10/1979	Active	21	0	1	-4.55%	22	1	6	Y	2	R			\$639.42
49839	LEJRE	09/05/1989	Active	10	0	0	0.00%	10		4	Y	3		08/2016		\$761.21
108469	LILJAN TÓRSHAVN	05/25/2010	Active	13	0	0	0.00%	14		7	N		N			
20184	MARIBO	02/02/1966	Active	8	0	1	-11.11%	7	27	0	Y	2	N			
20185	MON	06/12/1967	Active	19	0	0	0.00%	20		7	N		N			
20186	NAESTVED	09/11/1962	Active	5	0	0	0.00%	5		3	Y	4	R			\$380.62
20179	NAESTVED HERLUFSHOLM	01/04/1972	Active	1	0	0	0.00%	1		0	N	None				
20187	NAKSKOV	06/28/1967	Active	27	2	3	-3.57%	29	25	0	Y					\$773.47
46059	NORRE ALSLEV	04/16/1986	Active	15	0	0	0.00%	15		11	Y	3	R			\$304.47
Exc Award (06/30/2018)																
35216	NUUK	03/20/1978	Active	12	1	1	0.00%	12	7	1	Y		N			
20188	NYKOBING	02/06/1964	Active	8	0	1	-11.11%	9	2	0	Y	7				\$608.94
58393	NYSTED	06/03/1996	Active	17	0	1	-5.56%	18	5	0	Y	3	R			
20322	ODSHERRED	08/03/1971	Active	16	2	0	14.29%	14		1	N	None				\$1,160.23
63123	OSTBORNHOLM	05/04/2000	Cancelled(6*)	0	0	0	0.00%	10		7	N	None				
31573	PRAESTO FLADSA	01/16/1976	Active	17	3	0	21.43%	14		0	N	None				
47433	QAQORTOQ	06/11/1987	Active	6	0	0	0.00%	6		12	N	None				
31574	RAMSO	01/20/1976	Active	8	0	0	0.00%	10		9	N	None				
20191	RINGSTED	05/20/1959	Active	18	0	1	-5.26%	19	3	0	Y					
30889	RINGSTED KNUD LAVARD	06/06/1975	Active	18	0	4	-18.18%	22	17	5	N	None				\$106.57
20190	RONNE	04/06/1967	Active	22	0	0	0.00%	21		0	Y		IP	06/2025		



Club Health Assessment for District 106 A through January 2026

			Status	Membership						Reports				Finance		LCIF
Club Number	Club Name	Charter Date	Times in Status Quo in Past 2 Years	Current Member Count **	YTD Members Added	YTD Members Dropped	YTD Net Growth% ***	Member Count 1 Year Ago	Dropped Members Avg.Length of Service	Months Since Membership Update	Current Officers Reported ****	Current President Repeated Term	VP Reported *****	Last Date Reported Service (mm/yyyy)	Account Balance	YTD Donations
107009	ROSKILDE ABSALON	12/09/2009	Active	10	2	1	11.11%	8	0	1	Y	2	N	12/2025		
20192	SAKSKOBING	11/26/1962	Active	14	0	0	0.00%	15		8	N	None				
48545	SISIMIUT	05/02/1988	Active	12	0	0	0.00%	12		26	N	None				
34464	SKAELSKOR	09/14/1977	Active	16	1	2	-5.88%	17	3	0	Y		R			
20193	SLAGELSE	12/07/1962	Active	18	1	2	-5.26%	19	10	3	Y		N			
20326	SOLLEROD	01/17/1957	Active	11	0	0	0.00%	12		3	Y		N	06/2025		
20195	SOLROD	09/27/1972	Active	5	0	1	-16.67%	6	21	1	N	3	R	11/2021		
20194	SORO	08/21/1972	Active	18	0	2	-10.00%	20	15	0	N		N			\$1,141.83
20196	STEVNS	02/16/1973	Active	20	1	0	5.26%	18		3	Y	2		01/2026		\$1,446.31
46168	SUDUROY	05/09/1986	Active	38	0	2	-5.00%	41	2	4	Y		N			
32819	SUSA	10/11/1976	Active	19	0	0	0.00%	17		5	N		N			
37547	SVINNINGE	09/24/1979	Active	14	1	0	7.69%	13		3	N	None				\$456.73
20197	SYDFALSTER	05/02/1973	Active	9	0	0	0.00%	10		11	N	None				
59798	SYDLOLLAND	06/27/1997	Active	15	0	2	-11.76%	17	12	1	N					
20198	TASTRUP	09/15/1966	Cancelled(6*)	0	0	1	-100.00%	6	28	3	N	None				
120273	Tindur Skarvanes	09/04/2013	Active	36	0	0	0.00%	36		7	N	None				
44864	TOLLOSE	04/29/1985	Active	16	1	3	-11.11%	18	18	0	N	None				
32744	TORNVED	09/07/1976	Cancelled(6*)	0	0	1	-100.00%	4	23	3	N	None				
20330	TORSHAVN	09/28/1966	Active	47	0	0	0.00%	48		7	Y		N	04/2025		
20200	TUNE	05/25/1973	Active	14	0	1	-6.67%	14	1	4	Y		N			
45791	VAGAR	02/11/1986	Active	30	0	1	-3.23%	31	11	2	Y					
20201	VALLENSBAEK	12/26/1969	Active	13	0	2	-13.33%	15	21	2	Y	2	R			
20333	VIRUM	02/15/1968	Active	6	0	0	0.00%	6		7	Y					
20203	VORDINGBORG	03/25/1965	Active	9	0	0	0.00%	11		7	Y	12				

Clubs Cancelled Previous Fiscal Year – Clubs Cancelled within last 12 months may be reinstated

Club Number	Club Name	Charter Date	Current Status*	Cancellation Date
20167	COPENHAGEN CENTRUM	02/10/1959	Cancelled(6*)	04/29/2025



Club Health Assessment for District 106 A through January 2026

			Status		Membership						Reports				Finance		LCIF		
Club Number	Club Name	Charter Date			Times in Status Quo in Past 2 Years	Current Member Count **	YTD Members Added	YTD Members Dropped	YTD Net Growth***	Member Count 1 Year Ago	Dropped Members Avg.Length of Service	Months Since Membership Update	Current Officers Reported ****	Current President Repeated Term	VP Reported *****	Last Date Reported Service (mm/yyyy)	Account Balance	YTD Donations	
29226	HUNDESTED	04/30/1974	Cancelled(7*)	06/29/2025															
Current Total Clubs Count	YTD New Clubs Count	YTD Cancelled Clubs Count	YTD Net Club Gain	Current Total Members Count	YTD Add	YTD Drop	YTD Net Growth	Member Count 12 Months Ago	Average Member Count Per Club	% of Clubs with less than 20 members	% No Officer Report in 12 Months	% of Clubs with balance 90+ days	Number of Clubs in Status Quo	% Status Quo Clubs in Financial Suspension	Number of Cancelled Clubs	Average Cancelled Club Age	Members Lost Due to Cancellation	% of Clubs Cancelled for Non-Financial Reasons	
75	0	3	-3	1,070	36	60	-24	-2.19%	1,109	14	80%	3%	0%	0	0%	3	84	2	100%

* - P - Priority Club. Cancellation Reasons: 1-Objectives/conduct, 2-Non-active club, 5-Non-existing club, 6-Disbanding, 7-Merger, 8-Financial Suspension, 9-District/Multiple District Dues.

** Red denotes below 15 active members.

*** Red denotes 20% + loss.

**** Y - all 3 (President, Secretary, Treasurer) club officers reported, N - not all 3 reported.

***** Abbreviation: N-New, IP-Immediate Past, R-Repeat.



Club Health Assessment for District 106 B through January 2026

			Status	Membership						Reports				Finance		LCIF
Club Number	Club Name	Charter Date	Times in Status Quo in Past 2 Years	Current Member Count **	YTD Members Added	YTD Members Dropped	YTD Net Growth% ***	Member Count 1 Year Ago	Dropped Members Avg.Length of Service	Months Since Membership Update	Current Officers Reported ****	Current President Repeated Term	VP Reported *****	Last Date Reported Service (mm/yyyy)	Account Balance	YTD Donations
Clubs more than two years old																
20208	AABYBRO	02/25/1972	P- Active	31	5	1	14.81%	26	3	0	Y		N	11/2025		\$426.28
20204	AALBORG	12/16/1953	Active	25	0	2	-7.41%	29	29	0	N	2				
20205	AALBORG BUDOLFI	08/21/1963	Active	10	0	0	0.00%	13		8	Y		N			
49133	AALBORG LIMFJORDEN	01/04/1989	Active	7	0	2	-22.22%	8	27	1	Y	2	N			
20206	AALBORG MARIENDAL	12/01/1964	Active	13	0	1	-7.14%	16	1	1	Y		N			
20210	AALESTRUP	02/25/1972	Active	22	0	1	-4.35%	23	11	0	Y					
20209	AARS	04/02/1964	Active	44	3	0	7.32%	42		0	Y		N			\$1,546.94
104310	AARS AARSTIDENS KVINDER	02/02/2009	Active	30	6	0	25.00%	24		0	Y		N	01/2026		
47432	AASKOV	06/11/1987	Active	24	4	0	20.00%	21		0	Y		N			\$761.21
20212	ARDEN	01/15/1974	Active	22	0	2	-8.33%	23	10	0	Y		N	02/2025		
Exc Award (06/30/2024)																
20211	AULUM	04/08/1970	Active	24	0	0	0.00%	24		4	Y					
28053	BJERRINGBRO	02/15/1974	Active	24	0	1	-4.00%	26	19	4	N		N			
44175	BRANDE	07/10/1984	Active	29	2	2	0.00%	25	2	2	Y		N			
20213	BRONDERSLEV	08/13/1970	Active	22	1	1	0.00%	21	2	0	Y			12/2025		\$761.21
20218	DRONNINGLUND	01/15/1970	Active	27	2	0	8.00%	24		5	N					
78493	DRONNINGLUND INGEBORG SKEEL	03/15/2004	Active	24	2	1	4.35%	23	2	0	Y		N			
41037	EBELTOFT MOLS	03/29/1982	Active	8	0	0	0.00%	9		5	N	5				
38869	FARSO	08/25/1980	Active	12	0	3	-20.00%	16	9	2	Y		N			
67717	FARSO THIT JENSEN	04/14/2003	Active	16	1	1	0.00%	16	1	1	Y	2	R			
47723	FJENDS	09/21/1987	Active	23	0	0	0.00%	23		3	Y					\$1,160.23
45148	FJERRITSLEV	06/06/1985	Active	18	0	1	-5.26%	19	3	0	Y		N			
75977	FJERRITSLEV VESTERHAVSFUERNE	06/30/2003	Active	18	0	0	0.00%	18		0	Y		N			
20215	FREDERIKSHAVN	11/05/1957	Active	33	1	1	0.00%	33	35	2	Y		N			
56393	FREDERIKSHAVN BANNERSLUND	01/06/1995	Active	35	2	3	-2.78%	36	19	1	Y		N			
20214	GL ESTRUP	08/15/1969	Active	18	1	1	0.00%	18	56	1	Y		N			




Club Health Assessment for District 106 B through January 2026

			Status	Membership						Reports				Finance	LCIF	
Club Number	Club Name	Charter Date	Times in Status Quo in Past 2 Years	Current Member Count **	YTD Members Added	YTD Members Dropped	YTD Net Growth% ***	Member Count 1 Year Ago	Dropped Members Avg.Length of Service	Months Since Membership Update	Current Officers Reported ****	Current President Repeated Term	VP Reported *****	Last Date Reported Service (mm/yyyy)	Account Balance	YTD Donations
20217	GRENAA	09/21/1962	Active	31	0	3	-8.82%	33	17	1	Y		N			
64107	GRENAA OLIVIA	03/27/2001	Active	25	2	0	8.70%	24		2	Y		N	04/2025		
20224	GUG	12/02/1970	Active	9	0	1	-10.00%	10	9	2	Y	2				
20219	HADSTEN	11/27/1970	Active	18	2	1	5.88%	17	4	2	Y		N			\$1,141.83
30477	HALS	03/31/1975	Active	37	1	2	-2.63%	41	32	0	Y		N			
65350	HALS SOPHIE HEDVIG	05/17/2002	Active	27	0	1	-3.57%	28	6	2	Y		N			
20247	HAMMER BAKKER	08/03/1971	Active	23	4	1	15.00%	19	17	0	Y		N			\$761.21
88768	HAMMER BAKKER HAMMERPIGERNE	06/30/2005	Active	14	0	0	0.00%	15		0	N		N			\$426.28
20221	HANBO BROVST	05/22/1972	Active	27	2	0	8.00%	26		1	Y		N			\$1,160.23
42562	HANSTHOLM	04/22/1983	Active	25	0	2	-7.41%	28	14	5	N					
20216	HASSERIS	08/08/1961	Active	32	0	0	0.00%	35		3	N					
20222	HERNING	12/01/1964	Active	18	1	0	5.88%	18		0	N		N	12/2025		
46741	HERNING ULDJYDEN	12/30/1986	Active	14	0	0	0.00%	16		8	Y		N	04/2025		
64270	HIMMELBJERGET	05/15/2001	Active	21	0	0	0.00%	21		2	Y		N			
30132	HINNERUP	01/13/1975	Active	12	0	0	0.00%	13		4	Y	3	N			
66360	HINNERUP DAGMARS KILDE	06/27/2002	Active	29	0	0	0.00%	30		4	Y			05/2025		
44559	HIRTSHALS	01/31/1985	Active	36	0	1	-2.70%	37	5	5	Y		N	03/2025		
20226	HJORRING	02/09/1956	Active	22	1	1	0.00%	25	2	0	Y		N			\$761.21
63138	HJORRING SCT CATHARINA	05/10/2000	Active	20	0	2	-9.09%	23	7	1	Y		N			\$773.47
20227	HJORRING VENDIA	10/08/1973	Active	16	0	1	-5.88%	18	3	2	N		IP			
20223	HOBRO	01/15/1974	Active	15	1	0	7.14%	14		4	N		N	09/2025		\$1,141.83
20228	HOLSTEBRO	09/23/1968	Active	33	2	1	3.13%	30	17	1	Y	2	R	12/2025		\$416.45
64910	HOLSTEBRO KAROLINE	01/15/2002	Active	26	0	0	0.00%	27		2	Y		N	12/2025		
20230	HVETBO	12/01/1969	Active	35	0	0	0.00%	34		5	Y		N	06/2025		
45789	HVORSLEV	02/14/1986	Active	16	0	0	0.00%	16		7	Y		IP			\$3,673.44
20231	IKAST	11/19/1970	Active	21	2	4	-8.70%	23	21	2	Y		N			
68500	KALO	04/14/2003	Active	14	1	0	7.69%	13		1	Y	2	N			
45149	KARUP	06/21/1985	Active	24	1	2	-4.00%	27	31	0	N	None				\$5,027.58



Club Health Assessment for District 106 B through January 2026

			Status	Membership						Reports				Finance		LCIF
Club Number	Club Name	Charter Date	Times in Status Quo in Past 2 Years	Current Member Count **	YTD Members Added	YTD Members Dropped	YTD Net Growth% ***	Member Count 1 Year Ago	Dropped Members Avg.Length of Service	Months Since Membership Update	Current Officers Reported ****	Current President Repeated Term	VP Reported *****	Last Date Reported Service (mm/yyyy)	Account Balance	YTD Donations
Exc Award (06/30/2018)																
82607	KATTEGAT	06/14/2004	Active	21	1	0	5.00%	22		3	Y		N			
29137	KJELLERUP	04/16/1974	Active	20	2	0	11.11%	18		0	Y					\$761.21
20232	KLARUP	12/10/1970	Active	10	0	3	-23.08%	16	11	1	Y	2				
44863	LANGA	04/11/1985	Active	26	1	0	4.00%	23		0	N					\$837.34
36069	LEMVIG	09/27/1978	Active	28	2	2	0.00%	26	20	0	Y		N			
78506	LIMFJORD	03/18/2004	Active	16	0	1	-5.88%	17	2	3	Y		N			
20233	LINDHOLM	05/16/1970	Active	1	0	0	0.00%	1		27	N	None				
20234	LOGSTOR	02/01/1967	Active	27	2	4	-6.90%	31	14	1	N	None				
66361	LOGSTOR FREJA	06/27/2002	Active	29	0	1	-3.33%	30	24	1	Y		N			
54085	LOKKEN	02/11/1993	Active	33	0	0	0.00%	33		12	Y		N			
78507	LOKKEN VRA HAVFRUERNE	03/18/2004	Active	25	1	2	-3.85%	24	5	4	Y		N			\$761.21
51989	MOLDRUP	09/03/1991	Active	26	0	0	0.00%	28		10	Y					\$761.21
97768	MOLDRUP VOLVERNE	09/27/2006	Active	26	1	0	4.00%	24		3	Y			12/2025		\$380.62
33148	MORSO	12/27/1976	Active	22	1	0	4.76%	21		0	Y		N			
28054	NIBE	02/15/1974	Active	47	2	1	2.17%	46	7	1	N		N	11/2023		\$1,903.04
67440	NIBE GULDGAASEN	03/13/2003	Active	32	0	3	-8.57%	35	14	3	Y		N	05/2024		
116735	NORDDJURS SVANERNE	05/02/2012	Active	24	1	0	4.35%	21		2	Y		N			
20235	NORRESUNDBY	01/26/1961	Active	8	0	0	0.00%	8		14	N	4				
62366	PANDRUP	09/24/1999	Active	11	0	0	0.00%	12		3	Y					
78763	POLARIS	04/12/2004	Active	4	1	0	33.33%	1		0	N	None				
20238	RANDERS	06/08/1955	Active	14	0	1	-6.67%	16	30	4	Y		N			
Exc Award (06/30/2016)																
28055	RANDERS NIELS EBBESEN	02/11/1974	Active	3	0	0	0.00%	5		0	N	None				
20246	REBILD	10/20/1972	Active	17	0	3	-15.00%	21	12	0	Y		N			
20284	RINGKOBING	05/22/1972	Active	55	3	2	1.85%	52	8	2	Y		N			
82606	ROLD SKOV REBILD	06/14/2004	Active	23	4	0	21.05%	16		2	Y	2	R	12/2025		\$100.00
20236	RONDE	07/23/1973	Active	25	3	0	13.64%	22		4	Y		N			\$456.73
20229	ROSENHOLM	11/28/1962	Active	19	0	0	0.00%	21		7	Y		N			



Club Health Assessment for District 106 B through January 2026

			Status	Membership						Reports				Finance		LCIF
Club Number	Club Name	Charter Date	Times in Status Quo in Past 2 Years	Current Member Count **	YTD Members Added	YTD Members Dropped	YTD Net Growth% ***	Member Count 1 Year Ago	Dropped Members Avg.Length of Service	Months Since Membership Update	Current Officers Reported ****	Current President Repeated Term	VP Reported *****	Last Date Reported Service (mm/yyyy)	Account Balance	YTD Donations
20245	RY	12/03/1969	Active	19	0	2	-9.52%	20	2	1	Y	2	N			
20239	SAEBY	05/08/1963	Active	29	1	3	-6.45%	30	18	0	N					
67716	SALLING / MORS	04/14/2003	Active	26	1	0	4.00%	25		3	Y		N			\$152.24
20243	SILKEBORG	05/20/1964	Active	20	8	0	66.67%	13		1	Y		IP			
64210	SILKEBORG THEODORA	04/13/2001	Active	14	4	0	40.00%	13		0	Y		N			
20241	SKAGEN	04/15/1964	Active	28	2	1	3.70%	27	19	0	Y		N			
67490	SKAGEN ANNA ANCHER	03/27/2003	Active	24	0	4	-14.29%	27	16	0	N	None	N	12/2025		
20240	SKIVE	02/19/1963	Active	27	0	0	0.00%	28		9	Y		N			
20242	SKODSTRUP	07/09/1968	Active	26	1	1	0.00%	23	39	1	N					
20244	STRUER	02/17/1972	Active	20	3	2	5.26%	21	14	0	Y	2	R	10/2023		
65007	STRUER KIRSTEN BANG	02/15/2002	Active	1	0	0	0.00%	12		0	N	None				\$868.29
20248	SVENSTRUP	05/11/1973	Active	20	1	2	-4.76%	20	8	0	N		IP	12/2025		
35213	SYDTHY	03/27/1978	Active	22	0	0	0.00%	22		4	Y		N			\$380.62
67436	SYDTHY LIDEN KIRSTEN	03/13/2003	Active	23	1	0	4.55%	21		0	N		N			\$669.86
20249	THISTED	10/03/1966	Active	46	0	2	-4.17%	46	16	0	Y		N	05/2025		
57846	THISTED THYLANDIA	02/06/1996	Active	32	1	2	-3.03%	33	22	3	Y		N			\$471.95
46060	TJELE	04/16/1986	Active	14	0	0	0.00%	17		7	N	None				
84861	TREHOJE LYNGTOTTER	03/30/2005	Active	16	0	0	0.00%	16		4	Y		N			
48051	TREHOJE VEST	01/14/1988	Active	27	1	2	-3.57%	26	15	0	Y		N	05/2025		
42434	ULFBORG VEMB	03/03/1983	Active	15	3	2	7.14%	13	12	0	Y	2	N			
35214	VADUM	03/28/1978	Active	9	0	0	0.00%	10		10	N	None				
20250	VIBORG	06/10/1959	Active	33	0	4	-10.81%	37	12	0	Y		N			\$1,522.42
56136	VIBORG BORGVOLD	10/06/1994	Active	15	0	0	0.00%	14		3	N	None		11/2025		\$1,160.23
33564	VILDBJERG	03/28/1977	Active	25	2	0	8.70%	22		0	Y		IP			
38077	VINDERUP	02/11/1980	Active	25	1	0	4.17%	24		0	Y	2	N	01/2026		
64962	VINDERUP-VICTORIA	01/30/2002	Active	11	0	0	0.00%	12		8	N	None				
20251	VRAA	01/07/1972	Active	1	0	0	0.00%	1		27	N	None				



Club Health Assessment for District 106 B through January 2026

INTERNATIONAL

Club Number	Club Name	Charter Date	Status	Membership					Reports					Finance	LCIF
			Times in Status Quo in Past 2 Years	Current Member Count **	YTD Members Added	YTD Members Dropped	YTD Net Growth% ***	Member Count 1 Year Ago	Dropped Members Avg.Length of Service	Months Since Membership Update	Current Officers Reported ****	Current President Repeated Term	VP Reported *****	Last Date Reported Service (mm/yyyy)	Account Balance

Clubs Cancelled Previous Fiscal Year – Clubs Cancelled within last 12 months may be reinstated

Club Number	Club Name	Charter Date	Current Status*	Cancellation Date
20237	RANDERS GUDENAA	09/21/1966	Cancelled(6*)	04/29/2025

Current Total Clubs Count	YTD New Clubs Count	YTD Cancelled Clubs Count	YTD Net Club Gain	Current Total Members Count	YTD Add	YTD Drop	YTD Net Growth	YTD Net Growth %	Member Count 12 Months Ago	Average Member Count Per Club	% of Clubs with less than 20 members	% No Officer Report in 12 Months	% of Clubs with balance 90+ days	Number of Clubs in Status Quo	% Status Quo Clubs in Financial Suspension	Number of Cancelled Clubs	Average Cancelled Club Age	Members Lost Due to Cancellation	% of Clubs Cancelled for Non-Financial Reasons
107	0	0	0	2,359	105	97	8	0.34%	2,380	22	36%	5%	0%	0	0%	0	0	0	0%

* - P - Priority Club. Cancellation Reasons: 1-Objectives/conduct, 2-Non-active club, 5-Non-existing club, 6-Disbanding, 7-Merger, 8-Financial Suspension, 9-District/Multiple District Dues.

** Red denotes below 15 active members.

*** Red denotes 20% + loss.

**** Y - all 3 (President, Secretary, Treasurer) club officers reported, N - not all 3 reported.

***** Abbreviation: N-New, IP-Immediate Past, R-Repeat.



Club Health Assessment for District 106 C through January 2026

			Status	Membership						Reports				Finance	LCIF	
Club Number	Club Name	Charter Date	Times in Status Quo in Past 2 Years	Current Member Count **	YTD Members Added	YTD Members Dropped	YTD Net Growth% ***	Member Count 1 Year Ago	Dropped Members Avg.Length of Service	Months Since Membership Update	Current Officers Reported ****	Current President Repeated Term	VP Reported *****	Last Date Reported Service (mm/yyyy)	Account Balance	YTD Donations
Clubs more than two years old																
49171	AARHUS RÉGINA	01/24/1989	Active	9	0	2	-18.18%	11	7	4	N	6				\$761.21
20255	AARHUS SCT CLEMENS	04/27/1964	Active	22	0	0	0.00%	23		8	Y		N			
20253	AARHUS-VIBY	06/26/1954	Active	15	7	2	50.00%	10	15	1	N	None				
100946	ALS	12/26/2007	Active	23	4	3	4.55%	22	7	0	Y	2	N	04/2024		\$200.00
20257	ASSENS	04/08/1964	Active	11	0	0	0.00%	9		9	Y	2	N			\$456.73
43161	BEDER & MALLING	11/29/1983	Active	14	1	0	7.69%	10		0	N	None				
34978	BILLUND-GRINDSTED	01/24/1978	Active	28	0	1	-3.45%	29	22	2	N	None		03/2025		
20258	BOGENSE	10/01/1971	Active	28	1	1	0.00%	29	18	0	N	None				
37963	BORKOP	01/22/1980	Active	23	0	0	0.00%	25		0	N	None		09/2023		
20259	BOV	02/15/1970	Active	20	2	0	11.11%	18		0	N	None				
42435	BRAEDSTRUP	03/07/1983	Active	30	0	0	0.00%	27		7	Y		IP	01/2022		
36822	BRAMDRUPDAM	03/23/1979	Active	11	1	7	-35.29%	17	5	0	N	None				
20260	BRAMMINGE	12/09/1963	Active	11	0	0	0.00%	11		8	N	None				
29643	BROAGER GRAASTEN	07/26/1974	Active	15	2	0	15.38%	13		0	Y		N	12/2025		\$7,612.15
60639	BRORUP	04/14/1998	Active	10	0	0	0.00%	12		6	Y	4	R			
20261	ESBJERG - NY ENERGI	01/20/1969	Active	11	0	1	-8.33%	16	11	7	Y	3		07/2022		
20262	FAABORG-BROBY	08/23/1966	Active	6	0	0	0.00%	6		9	Y	5	R	06/2025		
20263	FREDERICA	05/08/1964	Cancelled(6*)	0	0	2	-100.00%	2	11	2	N	None		07/2025		
49511	FREDERICA ELBO-TAULOV-SKAERBA	05/08/1989	Active	10	0	2	-16.67%	12	36	2	N		N			\$1,141.83
48517	GALTEN SKOVBY	05/06/1988	Active	26	1	2	-3.70%	27	37	0	N	None	N			\$1,522.42
31571	GIVE	01/16/1976	Active	21	0	1	-4.55%	22	13	2	N	None				
20264	GRAM	03/24/1970	Cancelled(6*)	0	0	0	0.00%	2		8	N	None				
49112	HAARBY	12/28/1988	Active	28	0	2	-6.67%	31	14	1	Y		N			\$761.21
20267	HADERSLEV	04/20/1964	Active	8	1	0	14.29%	6		0	Y	3	R			
48052	HADERSLEV SOPHIES KILDE	01/14/1988	Active	24	1	2	-4.00%	26	1	0	Y		N	01/2024		
144244	Haderslev Vest	12/21/2020	Active	14	0	0	0.00%	14		7	Y	2	R	06/2025		



Club Health Assessment for District 106 C through January 2026

			Status	Membership					Reports					Finance	LCIF	
Club Number	Club Name	Charter Date	Times in Status Quo in Past 2 Years	Current Member Count **	YTD Members Added	YTD Members Dropped	YTD Net Growth% ***	Member Count 1 Year Ago	Dropped Members Avg.Length of Service	Months Since Membership Update	Current Officers Reported ****	Current President Repeated Term	VP Reported *****	Last Date Reported Service (mm/yyyy)	Account Balance	YTD Donations
35215	HEDENSTED	03/21/1978	Active	23	2	0	9.52%	21		0	Y		N	12/2024		\$402.21
20268	HORNING	04/24/1972	Active	26	0	0	0.00%	28		3	N	None	N			
Exc Award (06/30/2018)																
119642	Horning Q	06/13/2013	Active	21	1	1	0.00%	22	12	3	N	None	N			
20269	HORSENS	05/14/1959	Active	17	1	3	-10.53%	20	9	0	N	None				
20270	HORSENS BYGHOLM	08/06/1973	Active	26	2	0	8.33%	25		0	Y		N			
45790	JUELSMINDE	02/19/1986	Active	20	0	1	-4.76%	20	4	0	N	None				
20272	KOLDING	05/29/1963	Active	29	3	4	-3.33%	32	16	1	Y	2	R	11/2021		
49864	KOLT/HASSELAGER	09/21/1989	Active	18	0	1	-5.26%	20	36	1	Y		N	06/2025		
20273	LANGELAND	02/15/1967	Active	14	1	0	7.69%	13		1	Y			12/2024		
48904	LØGUMKLOSTER	09/20/1988	Active	29	0	0	0.00%	30		6	Y		N	11/2025		
60592	LUNDERSKOV-VAMDRUP	04/06/1998	Active	15	2	0	15.38%	14		2	Y		R			
20274	LYSTRUP	04/23/1970	Active	24	0	1	-4.00%	25	1	5	Y		N			
20275	MIDDELFART	05/25/1966	Active	9	2	0	28.57%	7		1	N	None		08/2016		
53918	NORRE RANGSTRUP	12/28/1992	Active	27	2	2	0.00%	27	26	0	N	None				
20277	NYBORG	04/27/1965	Active	14	0	0	0.00%	14		2	Y	3				
20278	ODDER	10/27/1964	Active	14	0	0	0.00%	17		7	N	None		09/2016		
41744	OLGOD	07/02/1982	Active	16	0	0	0.00%	15		12	Y			11/2024		
20285	RODDING	09/24/1966	Active	14	0	1	-6.67%	15	24	3	N	None				
20252	RØDEKRO- AABENRAA	05/10/1965	Active	14	0	0	0.00%	14		4	Y		N	12/2025		
20286	SAMSOE	05/22/1957	Active	13	1	1	0.00%	14	1	1	N	None				
63663	SKANDERBORG SLOT	10/23/2000	Active	25	0	1	-3.85%	25	20	1	Y		N		\$1,522.42	
20289	SKJERN/TARM	04/12/1965	Active	24	2	0	9.09%	21		1	Y		N	01/2026		
20291	SOLBJERG	05/29/1970	Active	18	0	1	-5.26%	19	10	3	N	None			\$456.73	
20287	SONDERBORG	06/14/1956	Active	21	0	1	-4.55%	24	11	7	N	None				
20290	SONDERBORG ALSSUND	07/22/1971	Active	27	0	0	0.00%	27		13	Y		N			
34313	SONDERSO	07/21/1977	Active	12	0	3	-20.00%	16	22	2	N	None				
20292	SVENDBORG	01/12/1965	Active	8	1	1	0.00%	8	43	0	Y	5	R			



Club Health Assessment for District 106 C through January 2026

			Status	Membership						Reports				Finance	LCIF	
Club Number	Club Name	Charter Date	Times in Status Quo in Past 2 Years	Current Member Count **	YTD Members Added	YTD Members Dropped	YTD Net Growth% ***	Member Count 1 Year Ago	Dropped Members Avg.Length of Service	Months Since Membership Update	Current Officers Reported ****	Current President Repeated Term	VP Reported *****	Last Date Reported Service (mm/yyyy)	Account Balance	YTD Donations
39711	TINGLEV	04/20/1981	Active	8	0	10	-55.56%	19	15	0	N	None				
40783	TOMMERUP	01/26/1982	Active	23	0	1	-4.17%	26	1	0	N	None				
43768	TORRING ULDUM	04/09/1984	Active	15	0	1	-6.25%	15	38	6	Y		N			
20293	VARDE	03/21/1962	Active	17	0	3	-15.00%	22	7	1	N	None		11/2025		
44243	VEJEN	09/05/1984	Active	7	0	0	0.00%	8		5	N	None				
97808	VEJEN TUSINDFRYD	10/10/2006	Active	18	0	0	0.00%	19		0	Y	7		01/2024		\$304.47
64715	VEJLBY RISSKOV	10/15/2001	Cancelled(6*)	0	0	7	-100.00%	8	12	8	N	None		12/2023		\$1,141.83
20294	VEJLE	12/18/1962	Active	7	0	2	-22.22%	8	27	0	Y	2	R			\$608.98
20276	VEJLE MUNKEBJERG	11/30/1971	Active	26	0	2	-7.14%	25	11	0	Y		N	11/2025		\$761.21
Exc Award (06/30/2025)																
99131	VEJLE THYRA	04/17/2007	Active	15	2	1	7.14%	16	1	4	Y	2		12/2025		
20295	VIDEBAEK	01/12/1967	Active	35	1	0	2.94%	32		1	Y			10/2023		\$201.10
42436	VISSENBJERG-AARUP	03/07/1983	Cancelled(6*)	0	0	0	0.00%	11		0	N	None				
29139	VOJENS	04/23/1974	Active	14	2	2	0.00%	12	10	0	N	None	R			

Clubs Cancelled Previous Fiscal Year – Clubs Cancelled within last 12 months may be reinstated

Club Number	Club Name	Charter Date	Current Status*	Cancellation Date
20265	GLAMSBJERG	05/17/1971	Cancelled(6*)	03/29/2025
20279	ODENSE	12/15/1955	Cancelled(6*)	04/29/2025

Current Total Clubs Count	YTD New Clubs Count	YTD Cancelled Clubs Count	YTD Net Club Gain	Current Total Members Count	YTD Add	YTD Drop	YTD Net Growth	YTD Net Growth %	Member Count 12 Months Ago	Average Member Count Per Club	% of Clubs with less than 20 members	% No Officer Report in 12 Months	% of Clubs with balance 90+ days	Number of Clubs in Status Quo	% Status Quo Clubs in Financial Suspension	Number of Cancelled Clubs	Average Cancelled Club Age	Members Lost Due to Cancellation	% of Clubs Cancelled for Non-Financial Reasons
62	0	4	-4	1,121	46	79	-33	-2.86%	1,184	18	56%	8%	0%	0	0%	4	77	9	100%

* - P - Priority Club. Cancellation Reasons: 1-Objectives/conduct, 2-Non-active club, 5-Non-existing club, 6-Disbanding, 7-Merger, 8-Financial Suspension, 9-District/Multiple District Dues.

** Red denotes below 15 active members.

*** Red denotes 20% + loss.

**** Y - all 3 (President, Secretary, Treasurer) club officers reported, N - not all 3 reported.

***** Abbreviation: N-New, IP-Immediate Past, R-Repeat.